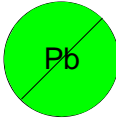


This component is RoHS compliant




OPI1264 Series Optically Coupled Isolators ATEX & IECEx CERTIFIED

The OPI1264A/B/C/D are a family of optically coupled isolators, each consisting of an infrared light emitting diode, coupled to an NPN silicon phototransistor sealed in an injection moulded plastic housing. This series is designed for applications requiring high voltage isolation between input and output.

All electrical parameters are 100% tested by manufacturing. Specifications are guaranteed to a 0.65% AQL

- 10KV electrical rating

High current transfer ratio-100% min @ 1mA

ATEX 

CERTIFICATE BAS01ATEX1278U/2

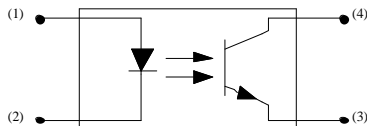
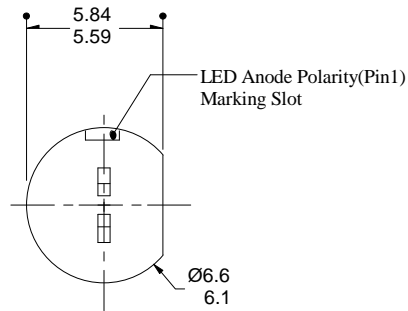
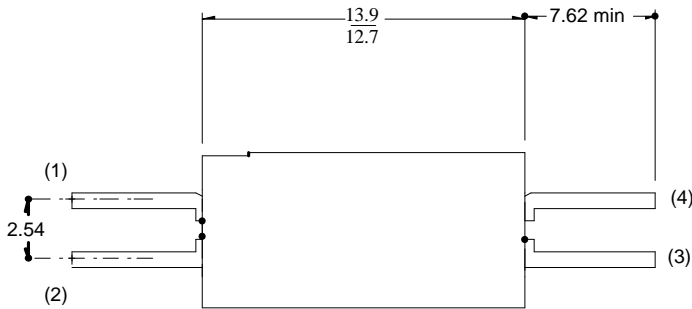
Confirmed conform to:-
 EN60079-0:2006 EN61241-0:2006
 EN60079-11:2007 EN61241-11:2006
 EN60079-26:2004
 Conditions of use apply:- See 'Schedule of limitations' on certificate



CERTIFICATE IECEx BAS 06.0021U/1

Designed and manufactured to:-
 IEC 60079-0: 2000 Edition 3.1
 IEC 60079-11 :1999 Edition 4
 IEC 60097-26 :2004 Edition 1
 Conditions of use apply:- See 'Schedule of limitations' on certificate.

MECHANICAL DATA

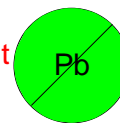


BEDFORD OPTO TECHNOLOGY LTD
1, BIGGAR BUSINESS PARK, BIGGAR, LANARKSHIRE ML12 6FX

Tel: +44 (0) 1899 221221 Fax: +44 (0) 1899 221009

Website: bot.co.uk E-mail: bill@bot.co.uk

This
component
is RoHS
compliant



ABSOLUTE MAXIMUM RATINGS (25 °C unless otherwise noted)

INPUT DIODE	
FORWARD DC CURRENT	50mA (3)
REVERSE DC VOLTAGE	2V
POWER DISSIPATION	100mW (4)
OUTPUT PHOTOTRANSISTOR	
COLLECTOR-EMITTER VOLTAGE	30 V
EMITTER-COLLECTOR VOLTAGE	5 V
POWER DISSIPATION	100 mW (5)
OPERATING TEMP	-40°C TO +85°C
STORAGE TEMP	-40°C TO +85°C
INPUT-TO-OUTPUT ISOLATION VOLTAGE	+10KV DC (1)
LEAD SOLDERING TEMP (2) 1.6mm from case for 5sec with soldering iron	240°C

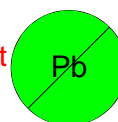
NOTES

- 1 Measured with input diode leads shorted together and output leads shorted together.
- 2 RMA Flux is recommended. Duration can be extended to 10 sec. max. when flow soldering.
- 3 Derate linearly 0.73 mA/°C above 25°C
- 4 Derate linearly 1.67 mW/°C above 25°C
- 5 Derate linearly 1.67 mW/°C above 25°C

Whilst the devices are capable of operating continually at the noted elevated temperatures users should be aware of the possibility of a reduction in CTR over long periods at high temperatures & currents.

BEDFORD OPTO TECHNOLOGY LTD
1,BIGGAR BUSINESS PARK, BIGGAR,LANARKSHIRE ML12 6FX
 Tel: +44 (0) 1899 221221 Fax: +44 (0) 1899 221009
 Website: bot.co.uk E-mail: bill@bot.co.uk

This
component
is RoHS
compliant



OPTO ELECTRONIC DATA (T_A = 25°C)

PARAMETER	SYMBOL	MIN	TYP	MAX	UNITS	TEST CONDIT- TIONS
INPUT DIODE						
Forward Voltage	V _F			1.5	V	I _f = 20mA
Reverse Current	I _R			100	μA	V _r = 2V
OUTPUT PHOTOTRANSISTOR						
Collector-Emitter Breakdown Voltage	V _{(BR)CEO}	30			V	I _c = 1mA I _f = 0
Emitter-Collector Breakdown Voltage	V _{(BR)ECO}	5			V	I _e = 100μA
Collector-Emitter Dark Current	I _{CEO}			100	nA	V _{ce} = 10V
COUPLED CHARACTERISTICS						
DC Current transfer ratio	I _c /I _f					
OPI1264A		25			%	I _f =10mA V _{ce} =5V
OPI1264B		50			%	I _f =10mA V _{ce} =5V
OPI1264C		100			%	I _f =10mA V _{ce} =5V
OPI1264D		100			%	I _f =1mA, V _{ce} =5V
Isolation Voltage	V _{ISO}	10			KV	See Note
Collector-emitter saturation voltage	V _{CE(SAT)}			0.4	V	I _f =10mA, I _c =1.6mA
Turn-on time	t _{on}		5		μS	I _c =10mA, V _{cc} =10V, R _L =100ohm
Turn-off time	t _{off}		5		μS	I _c =10mA, V _{cc} =10V, R _L =100ohm

NOTE:

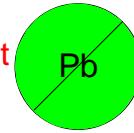
Measured with input diode leads shorted together and output leads shorted together.
(Sample testing only).

BEDFORD OPTO TECHNOLOGY LTD
1,BIGGAR BUSINESS PARK, BIGGAR,LANARKSHIRE, ML12 6FX
Tel: +44 (0) 1899 221221 Fax: +44 (0) 1899 221009
Website: bot.co.uk E-mail: bill@bot.co.uk

3/4

CONFORMITY STATEMENT
OPI1264 SERIES

This
component
is RoHS
compliant



Manufacturer:- BEDFORD OPTO TECHNOLOGY LTD

Address:- 1 Biggar Business Park, Market Road, Biggar,
Lanarkshire, ML12 6FX, Scotland

Directive 94/9/EC

EC-Type Examination Certificate:-

BAS01ATEX1278U – Latest supplement BAS01ATEX1278U/2 issued 30.10.07

Provisions of the Directive fulfilled by the component:-

Group II Category 1GD EexialIC

Notified Body for EC-Type Examination & Production:- BaseefaLtd. – No. 1180

Baseefa Ltd.

Rockhead Business Park,

Staden Lane,

Buxton,

Derbyshire SK17 9RZ,

England

Tel:- +44 (0)1298 766600

Fax:- +44 (0)1298 766601

e-mail:- info@baseefa.com

Harmonised Standards used:-

EN60079-0:2006

EN60079-11:2007

EN61241-11:2006

Other Standards used:-

EN60079-26:2004 – (confirmed by Notified Body unit complies in all respects)

EN61241-0:2006 – (State of the Art – intended for harmonisation)

On Behalf of Bedford Opto Technology Ltd., I declare that, the date the component accompanied by this statement is placed on the market, the component conforms with all technical and regulatory requirements of the ATEX Directive 94/9/EC.

Mr R.W.Stott
Managing Director