

GRM21BR71C105KA01#

" # " indicates a package specification code.

Available

General

125℃



Reflow OK

Flow OK

RoHS

< List of part numbers with package codes >  
GRM21BR71C105KA01L , GRM21BR71C105KA01K

Shape



|                                       |              |
|---------------------------------------|--------------|
| L size                                | 2.0 ± 0.1mm  |
| W size                                | 1.25 ± 0.1mm |
| T size                                | 1.25 ± 0.1mm |
| External terminal width e             | 0.2 to 0.7mm |
| Distance between external terminals g | 0.7mm min.   |
| Size code in inch(mm)                 | 0805 (2012)  |

References

| Packaging | Specifications        | Minimum quantity |
|-----------|-----------------------|------------------|
| L         | 180mm Embossed taping | 3000             |
| K         | 330mm Embossed taping | 10000            |

| Mass (typ.) |      |
|-------------|------|
| 1 piece     | 17mg |
| 180mm Reel  | 102g |

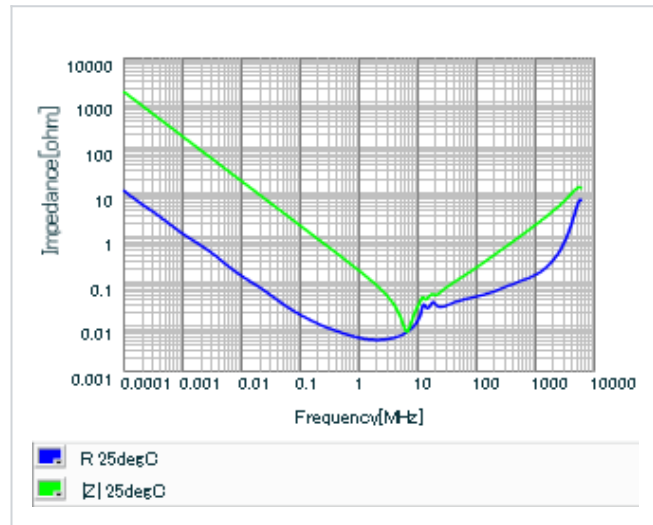
Specifications

|  |             |
|--|-------------|
| Capacitance                                      | 1.0μF ± 10% |
| Rated voltage                                    | 16Vdc       |
| Temperature characteristics (complied standard)  | X7R(EIA)    |
| Capacitance change rate                          | ± 15.0%     |
| Temperature range of temperature characteristics | -55 to 125  |
| Operating temperature range                      | -55 to 125  |

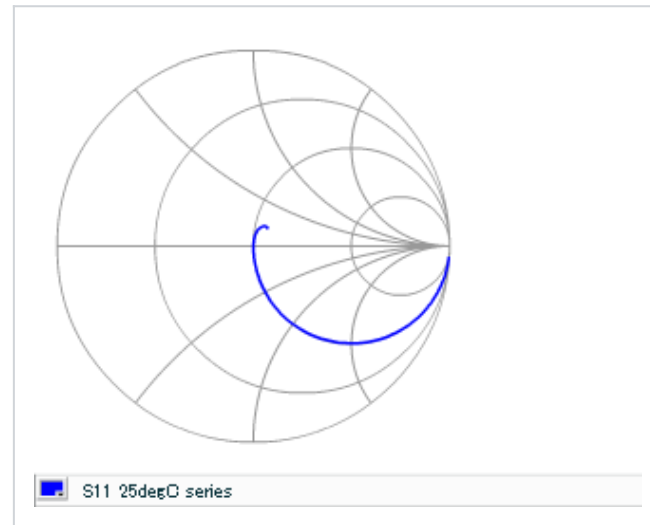
⚠ Attention

- 1.This datasheet is downloaded from the website of Murata Manufacturing Co., Ltd. Therefore, it ' s specifications are subject to change or our products in it may be discontinued without advance notice. Please check with our sales representatives or product engineers before ordering.
- 2.This datasheet has only typical specifications because there is no space for detailed specifications.
- Therefore, please review our product specifications or consult the approval sheet for product specifications before ordering.

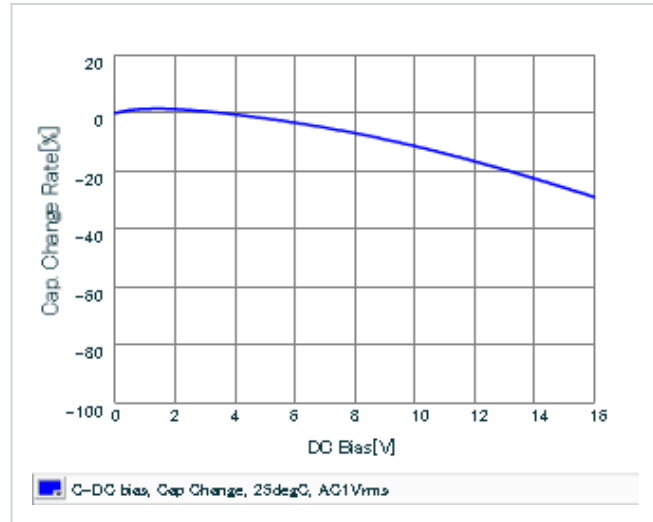
▪ Frequency characteristics (ESR, Impedance)



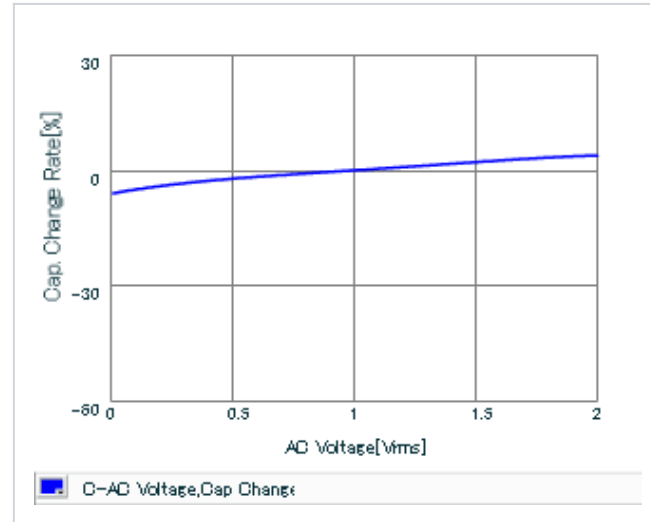
▪ S parameter (Smith chart S11)



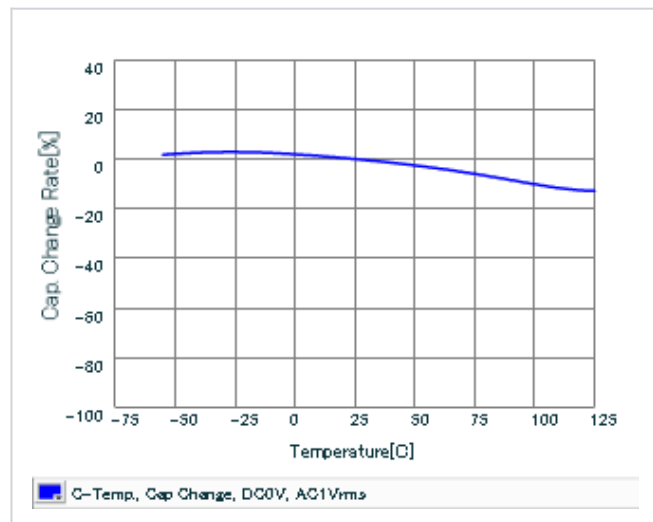
▪ DC bias characteristics



▪ AC voltage characteristics



▪ Capacitance - temperature characteristics



▪ Calorific property by ripple current

