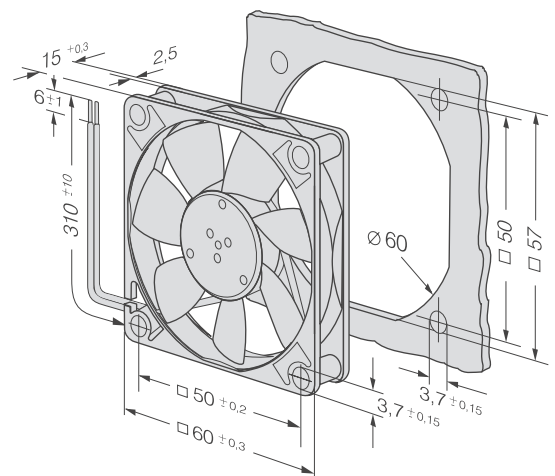
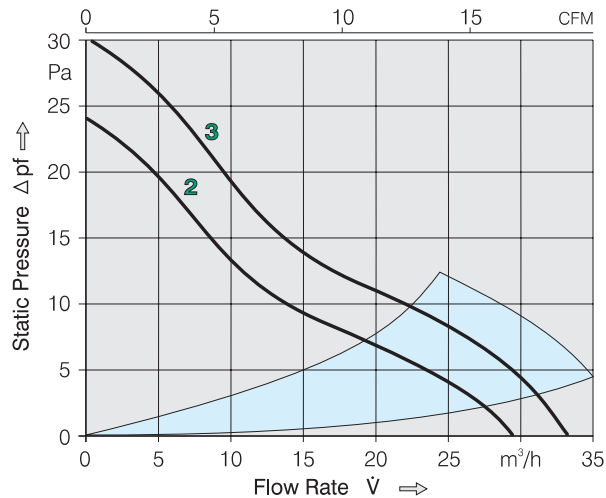
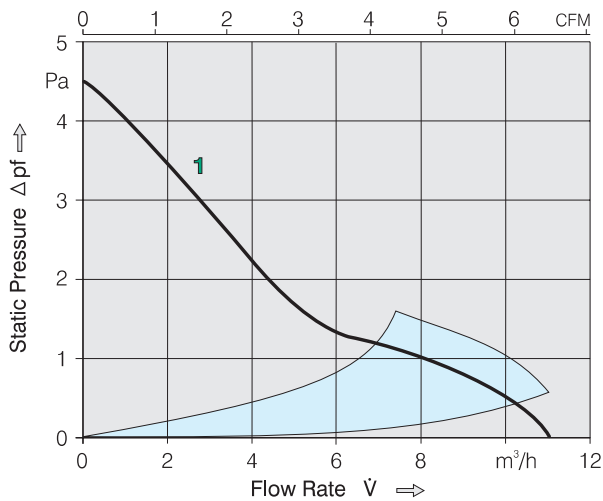


- DC fans with electronically commutated external rotor motors. Fully integrated commutation electronics.
- With electronic protection against reverse polarity. The fan only operates when the polarity is correct. Impedance-protected against blocking and overloading.
- Fan of fibreglass reinforced plastic. PBT housing, PA impeller.
- Air exhaust over struts. Rotational direction CCW looking at rotor.
- Electrical connection via 2 leads AWG 28, TR 64. Stripped and tinned ends
- Mass 30 g.

## SERIES 600F


60x60x15 mm

Air flow		Nominal Voltage		Noise		Sinter-Sleeve Bearings	Power Input	Nominal Speed	Temperature Range	Service Life L <sub>10</sub>		Curve	Type
m <sup>3</sup> /h	CFM	V DC	V DC	dB(A)	bels	○/●	Watt	min <sup>-1</sup>	°C	Hours	Hours		
11	6.5	12	10.8-13.2	<10	<3	○	0.2	1550	0...+70	50000 / 20000		1	<b>612FL</b>
29	17.1	12	10.8-13.2	27	4.4	○	1.1	3900	-20...+70	50000 / 20000		2	<b>612F</b>
33	19.5	12	10.0-13.2	31	4.8	○	1.4	4500	-20...+60	45000 / 15000		3	<b>612FH</b>
29	17.1	24	21.6-26.4	27	4.4	○	1.1	3900	-20...+70	50000 / 20000		2	<b>614F</b>



# MEGAFAN

THE NEW FAN GENERATION



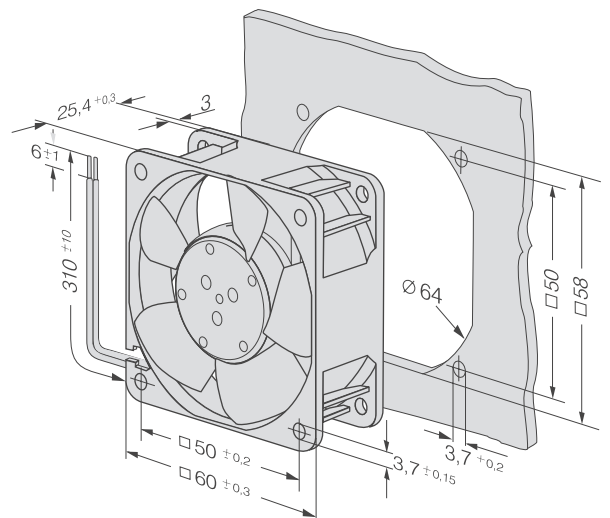
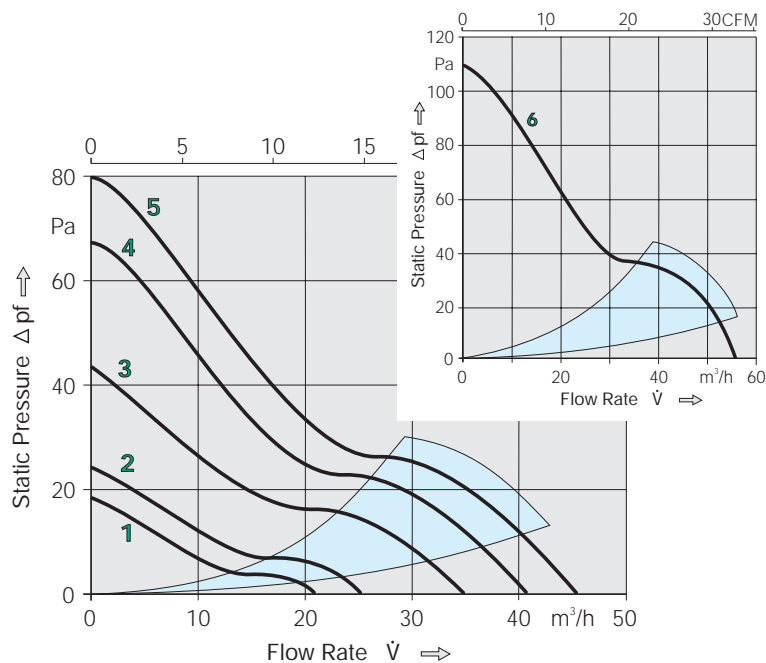
- DC fans with electronically commutated external rotor motors. Fully integrated commutation electronics.
- With electronic protection against reverse polarity, blocking and overloading.
- Fan of fibreglass reinforced plastic. PBTP housing, PA impeller.
- Air exhaust over struts. Rotational direction CW looking at rotor.
- Electrical connection via 2 leads AWG 24, TR 64. Stripped and tinned ends.
- Mass 85 g.


## SERIES 600N

60x60x25 mm

Air flow		Nominal Voltage		Noise		Sinter-Sleeve Bearings	Power Input	Nominal Speed	Temperature Range	Service Life L <sub>10</sub>		Curve	Type
m <sup>3</sup> /h	CFM	V DC	V DC	dB(A)	bels	○/●	Watt	min <sup>-1</sup>	°C	Hours	Hours		
21	12.4	12	8...15	16	3.6	○	0.8	2500	-20...+70	80000 / 40000	1	612NGL	
25	14.7	12	8...15	19	3.9	○	1.0	3000	-20...+70	80000 / 40000	2	612NGML	
35	20.6	12	8...15	28	4.6	○	1.6	4100	-20...+70	80000 / 40000	3	612NGM	
41	24.1	12	8...15	35	5.2	○	2.1	5100	-20...+70	70000 / 35000	4	612NGN	
46	27.1	12	8...15	38	5.5	○	2.6	5600	-20...+70	70000 / 35000	5	612NGH	
56	33.0	12	8...15	43	6.3	○	3.8	6850	-20...+70	60000 / 30000	6	612NGHH	
21	12.4	24	18...28	16	3.6	○	0.8	2500	-20...+70	80000 / 40000	1	614NGL	
25	14.7	24	18...28	19	3.9	○	1.0	3000	-20...+70	80000 / 40000	2	614NGML	
35	20.6	24	18...28	28	4.6	○	1.6	4100	-20...+70	80000 / 40000	3	614NGM	
41	24.1	24	18...28	35	5.2	○	2.1	5100	-20...+70	70000 / 35000	4	614NGN	
46	27.1	24	18...28	38	5.5	○	2.6	5600	-20...+70	70000 / 35000	5	614NGH	
56	33.0	24	18...28	43	6.3	○	3.8	6850	-20...+70	60000 / 30000	6	614NGHH	

Available with alternative ball bearings. 5 V versions available upon request.





- DC fans with electronically commutated external rotor motors. Fully integrated commutation electronics.
- With electronic protection against reverse polarity, blocking and overloading by PTC-resistor; partially impedance protected.
- Fan of fibreglass reinforced plastic. PBTP housing, PA impeller.
- Air exhaust over struts. Rotational direction CW looking at rotor.
- Electrical connection via 2 leads AWG 22, TR 64. Stripped and tinned ends
- Mass 85 g.

## SERIES 600

60x60x25 mm

Air flow		Nominal Voltage		Noise		Sinter-Sleeve Bearings	Power Input	Nominal Speed	Temperature Range	Service Life L <sub>10</sub> at 40 °C		Curve	Type
m <sup>3</sup> /h	CFM	V DC	V DC	dB(A)	bels	○/●	Watt	min <sup>-1</sup>	°C	Hours	Hours		
21	12.4	5	4.5...6	26	4.0	●	0.8	3000	-20...+65	80000 / 45000		1	<b>605L</b>
21	12.4	12	6...15	24	3.7	○	1.0	3000	-20...+65	80000 / 45000		1	<b>612GL</b>
21	12.4	12	6...15	26	4.0	●	0.7	3000	-20...+65	80000 / 45000		1	<b>612L</b>
30	17.6	12	6...15	32	4.5	○	1.3	4100	-20...+65	80000 / 45000		2	<b>612GM</b>
30	17.6	12	6...15	33	4.6	●	1.3	4100	-20...+65	80000 / 45000		2	<b>612M</b>
40	23.5	12	6...15	40	5.1	○	2.8	5300	-20...+65	70000 / 40000		3	<b>612G</b>
40	23.5	12	6...15	40	5.1	●	2.5	5300	-20...+65	70000 / 40000		3	<b>612</b>
21	12.4	24	12...30	24	3.7	○	1.2	3000	-20...+65	80000 / 45000		1	<b>614GL</b>
21	12.4	24	12...30	26	4.0	●	0.8	3000	-20...+65	80000 / 45000		1	<b>614L</b>
30	17.6	24	12...30	33	4.6	●	1.4	4100	-20...+65	80000 / 45000		2	<b>614M</b>
40	23.5	24	12...30	40	5.1	○	2.9	5300	-20...+65	70000 / 40000		3	<b>614G</b>
40	23.5	24	12...30	40	5.1	●	2.5	5300	-20...+65	70000 / 40000		3	<b>614</b>
46	27.0	24	12...27.5	44	5.5	●	3.4	6400	-20...+65	70000 / 40000		4	<b>614H</b>

### Attention:

In the foreseeable future the 600 fan series will be removed from the range and replaced by the products of the new series 600N.

