


Bushes and Shanks

with full plain Pin-Plate



Characteristics

- Prepared hole diameter: 1.60 mm
- Final hole diameter for HAL surface: 1.45 mm ±0.05 mm
- Final diameter for chemical surfaces (e.g. tin): 1.475 mm ±0.05 mm
- Not suitable for soldering
- Available with threaded shank or threaded hole

Dimensions (mm)

| Order Code | Power Elements | | | | | Pins | Format Type | Type |
|------------|---------------------------|-----------|-----------|-----------|------|------|-------------|-------|
| | Four corners a (mm) | b (mm) | c (mm) | d (mm) | e | | | |
| 746 100 1 | 7 | 15.5 | 3.5 | 8 | M 5 | 9 | I | shank |
| 746 109 3 | 7 | 9.5 | 3.5 | 4 | M 3 | 9 | I | bush |
| 746 109 4 | 7 | 11 | 3.5 | 5 | M 3 | 9 | I | shank |
| 746 109 5 | 9 | 10.5 | 3.5 | 4 | M 4 | 16 | J | bush |
| 746 109 6 | 7 | 12.5 | 3.5 | 6 | M 4 | 9 | I | shank |
| 746 114 7 | 9 | 10.5 | 3.5 | 4 | M 5 | 16 | J | bush |
| 746 138 3 | 9 | 16 | 3.5 | 8 | M 5 | 16 | J | shank |
| 746 109 7 | 10 | 14 | 3.5 | 7 | M 6 | 16 | J | bush |
| 746 109 8 | 13 | 19 | 3.5 | 10 | M 6 | 25 | K | shank |
| 746 109 9 | 13 | 17 | 3.5 | 8 | M 8 | 25 | K | bush |
| 746 071 9 | 13 | 24 | 3.5 | 13 | M 8 | 25 | K | shank |
| 746 106 1 | 16 | 21 | 3.5 | 10 | M 10 | 36 | L | bush |
| 746 110 0 | 16 | 27.5 | 3.5 | 16 | M 10 | 36 | L | shank |

Dimensions Threaded Shank

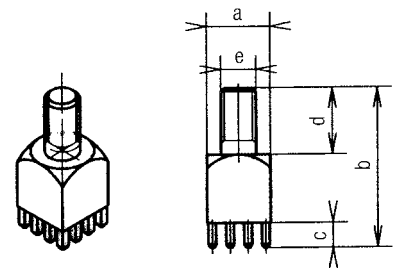


Illustration of hole I

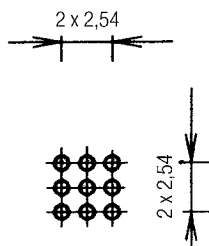


Illustration of hole J

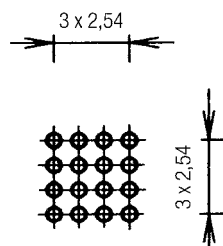


Illustration of hole K

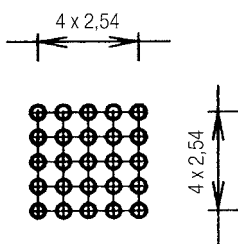
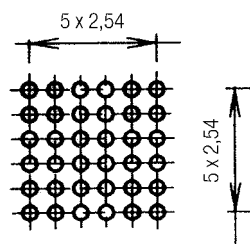
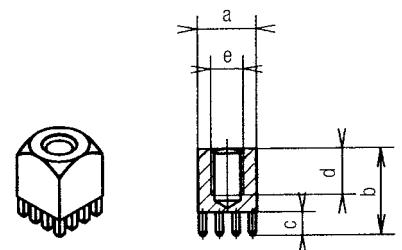


Illustration of hole L



Dimensions Threaded Hole



Mouser Electronics

Authorized Distributor

Click to View Pricing, Inventory, Delivery & Lifecycle Information:

Würth Electronics:

[7461099](#) [7461096](#) [7461093](#) [7461094](#) [7461098](#) [7461097](#) [7461100](#) [7460719](#) [7461061](#) [7461147](#) [7461095](#)
[7461383](#)