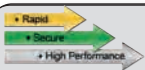


# Contacts



## Description

**TRIM TRIO® contacts are a wide and versatile range that are offering many options for crimp, coax and fiber optic applications.**

### 1. Size 16 contacts (1.6mm)

- RM/RC - High performance machined contacts
- SM-M/SC-M - Stamped & formed contacts
- RMDX/RCDX - Coax contacts
- Fiber optic contacts

### 2. Size 20 contacts (1.0mm)

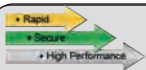


- RM-W/RC-W - High performance machined contacts
- SM-W/SC-W - Stamped & formed contacts

### 3. Power contacts

- Size 12 contacts (2.4mm)
- Size 8 contacts (3.6mm)

**UTS : Your first choice in waterproof connectors !**

# RC/RM machined contacts size 16



## Description

### Size 16 machined contacts for TRIM TRIO® connectors

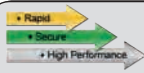
Size 16 RM/RC .0625" (1.6mm) diameter contacts are precision machined crimp snap-in pins and sockets for heavy duty top performance requirements. The socket inner spring supplies high contact pressure to ensure low resistance contact between pin and socket. The socket contact features closed entry to prevent probe damage. Crimp barrels have insulation grips for vibration support and are provided with a wire stop and inspection hole.

Typical benefits are :

- Easy mounting & dismounting
- Excellent cable retention as well as contact retention in the cavity
- Easy wire identification with color coding

**UTS : Your first choice in waterproof connectors !**

# RC/RM machined contacts size 16



## Technical characteristics

### Electrical

- Current per contact max.: 13 A according to SAE 39029  
15 A according to NFF61030
- Contact resistance:  $\leq 3 \text{ M}\Omega$
- Contact retention in body: 110 N min.
- Individual insertion force: 3.5 N max.
- Individual withdrawal force: 0.55 N min

### Construction

- Contact body: High conductive copper alloy

### Plating table

- K (std) Min. 0.4 $\mu\text{m}$  gold all over, over nickel
- J Gold flash all over, over nickel
- N Min. 0.75 $\mu\text{m}$  gold all over, over nickel

Other plating, on request

### Connector accommodation

- TRIM TRIO® RC/RM machined contact size 16 can be used in any contact position in any connector from the TRIM TRIO® interconnection system - UTP, UTS, UTG, UTO, MBG, MS-M, MSG / MB, SMS, UTV - as well as in VGE1 and 838 connectors

## Ordering information

Type	(KRM)	16	M	23	(GE1)	K	-
	(KRC)	16	M	23	(GE7)	K	-
RM	Male contact bulk packing						
RC	Female contact bulk packing						
KRM	Male contact on plastic carrier strip						
KRC	Female contact on plastic carrier strip						

Wire size : 14, 16, 20, 24, 28

Contact size 16 : .0625" (1.6mm) diameter contacts

Design variation : Crimp barrel

### Types of contact

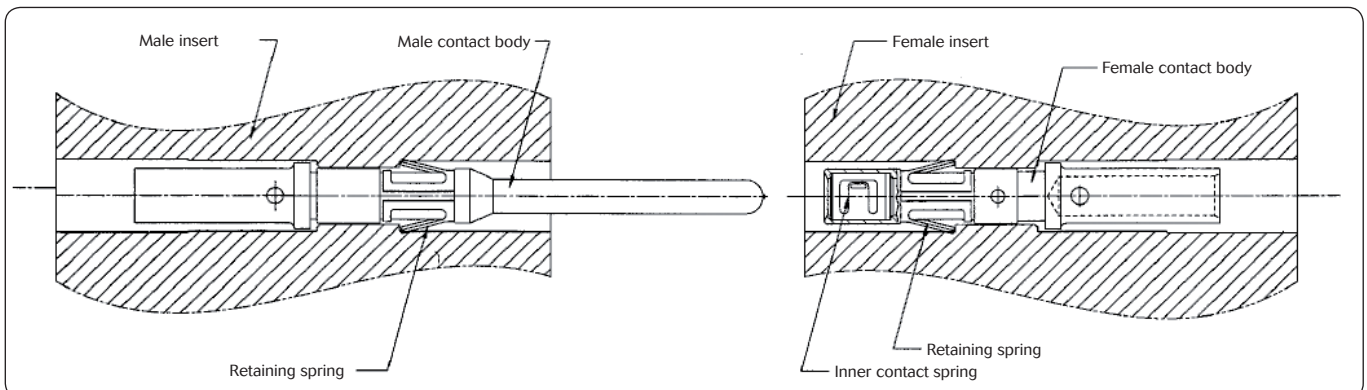
- No digit Standard contact
- GE1 Longer contact
- GE3 Shorter contact (only male contact)
- GE7 Shorter contact (only female contact)

Plating indication : See plating table

### Packing quantity

- No digit (std) 50 pcs bulk packing (RM/RC)  
2000 pcs on reel (KRM/KRC)
- 1000 1000 pcs bulk packing (RM/RC)

## The RM/RC contact principle

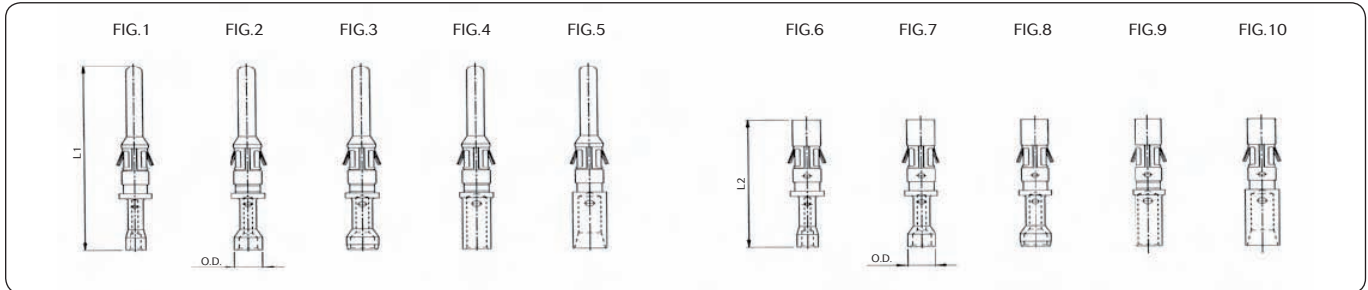


**UTS : Your first choice in waterproof connectors !**

# RC/RM machined contacts size 16



## Standard RM/RC crimp contacts: Contact size 16 - Pin Ø1.6mm (.063")



## Dimensional table - Standard RM/RC contacts

Part numbers				Wire size		Max. wire Ø	Max. insul. Ø	Wire strip length	O.D.**	L1	L2
Male contact	Fig.	Female contact	Fig.	AWG	mm <sup>2</sup>						
RM28M1(*)	1	RC28M1(*)	6	30-28	0.05-0.08	0.55	1.1	4.8	1.90	26.2	18.2
RM24M9(*)	2	RC24M9(*)	7	26-24	0.13-0.20	0.8	1.6		2.55		
RM20M13(*)	3	RC20M13(*)	8	22-20	0.32-0.52	1.18	1.8		2.92		
RM20M12(*)		RC20M12(*)					2.2	2.92			
RM16M23(*)	4	RC16M23(*)	9	20-16	0.52-1.50	1.80	3.2	7.1	2.55	26.2	18.2
RM14M50(*)	5	RC14M50(*)	10	16-14	1.5-2.5	2.05			3.10		
RM14M30(*)	5	RC14M30(*)	10	16-14	1.5-2.5	2.28			3.10		

\* Plating indication : See plating table  
 For machined contacts reeled on plastic carrier: put «K» in front of part number e.g. KRM16M13K

## Dimensional table - Crimp RM/RC contacts

### Comparison with standard RM / RC contacts

	GE1	GE3	GE7
RM contact (male contact)	+ 1 mm	-1 mm	-
RC contact (female contact)	+ 1.5 mm	-	-0.6 mm

### Contact selector guide

	Standard RC contact	RM*GE1	RC*GE7
Standard RC contact	X		
Standard RM contact			Last Mate, First Break
RM*GE1	First Mate, Last Break	X	

First Mate, Last Break contact can be used as grounding contact.

Note : all dimensions are in mm / \*\* Outer diameter

**UTS : Your first choice in waterproof connectors !**

# RC/RM machined contacts size 16



## Longer RM/RC contacts

Part numbers				Wire size		Max. wire Ø	Max. insul. Ø	Wire strip length	O.D.**	L1	L2
Male contact	Fig.	Female contact	Fig.	AWG	mm <sup>2</sup>						
RM28M1GE1(*)	1	RC28M1GE1(*)	6	30-28	0.05-0.08	0.55	1.1	4.8	1.90	27.2	19.7
RM24M9GE1(*)	2	RC24M9GE1(*)	7	26-24	0.13-0.20	0.8	1.6		2.55		
RM20M13GE1(*)	3	RC20M13GE1(*)	8	22-20	0.32-0.52	1.18	1.8		2.92		
RM20M12GE1(*)		RC20M12GE1(*)					2.2				
RM16M23GE1(*)	4	RC16M23GE1(*)	9	20-16	0.52-1.50	1.80	3.2	7.1	2.55		
RM14M50GE1(*)	5	RC14M50GE1(*)	10	16-14	1.5-2.5	2.05			3.10		
RM14M30GE1(*)	5	RC14M30GE1(*)	10			2.28					

\* Plating indication : See plating table

## Shorter RM/RC contacts

Part numbers		Wire size		Max. wire Ø	Max. insul. Ø	Wire strip length	O.D.**	L1
Male contact	Fig.	AWG	mm <sup>2</sup>					
RM28M1GE3*	1	30-28	0.05-0.08	0.55	1.1	4.8	1.90	25.2
RM24M9GE3*	2	26-24	0.13-0.20	0.8	1.6		2.55	
RM20M13GE3*	3	22-20	0.32-0.52	1.18	1.8		2.92	
RM20M12GE3*					2.2			
RM16M23GE3*	4	20-16	0.52-1.50	1.80	3.2	7.1	2.55	
RM14M50GE3*	5	16-14	1.5-2.5	2.05			3.10	
RM14M30GE3*	5			2.28				

\* Plating indication : See plating table

Part numbers		Wire size		Max. wire Ø	Max. insul. Ø	Wire strip length	O.D.**	L2
Female contact	Fig.	AWG	mm <sup>2</sup>					
RC28M1GE7*	6	30-28	0.05-0.08	0.55	1.1	4.8	1.90	17.6
RC24M9GE7*	7	26-24	0.13-0.20	0.8	1.6		2.55	
RC20M13GE7*	8	22-20	0.32-0.52	1.18	1.8		2.92	
RC20M12GE7*					2.2			
RC16M23GE7*	9	20-16	0.52-1.50	1.80	3.2	7.1	2.55	
RC14M50GE7*	10	16-14	1.5-2.5	2.05			3.10	
RC14M30GE7*	10			2.28				

\* Plating indication : See plating table

## Dimensional table - Handsolder RM/RC contacts


Part numbers		Wire size	
Male contact	Female contact	AWG	mm <sup>2</sup>
RM16SE0(*)	RC16SE4(*)	16-20	1.50-0.52

\* Plating indication : See plating table

Note : all dimensions are in mm / \*\* Outer diameter

**UTS : Your first choice in waterproof connectors !**

# RC/RM machined contacts size 16



## Crimptooling table

Size	Hand crimp tooling for loose contacts			Automatic crimp tooling for contacts on strip		Extraction tools
	Hand tools die set included	MH860 Positioner (not incl.)	Locator setting	P107 Press Left side applicator KRM/KRC (not incl.)	Stripper unit (not incl.)	
R*28M1	Y16RCM	MH86164G	4/6	-	SC11	RX2025GE1
R*24M9			5/6	MLSP2763		
R*20M12/13			5/7	MLSP2764		
R*16M23			6/8	MLSP2765		
R*14M50	AF8 + TP1142	-	-	-	-	
R*14M30			-	-	-	
R*28M1GE1	Y16RCM	MH861686	4/6	-	-	
R*24M1GE1			5/6	-	-	
R*20*GE1			5/7	-	-	
R*16M23GE1			6/8	-	-	
R*14*GE1	*	-	-	-	-	
RM28M1GE3	Y16RCM	*	4/6	-	SC11	
RM24M1GE3			5/6	MLSP2763		
RM20*GE3			5/7	MLSP2764		
RM16M23GE3			6/8	MLSP2765		
RM14*GE3	*	-	-	-	-	
RC28M1GE7	Y16RCM	*	4/6	-	SC11	
RC24M1GE7			5/6	MLSP2763		
RC20*GE7			5/7	MLSP2764		
RC16M23GE7			6/8	MLSP2765		
RC14*GE7	*	-	-	-	-	

\* Consult factory

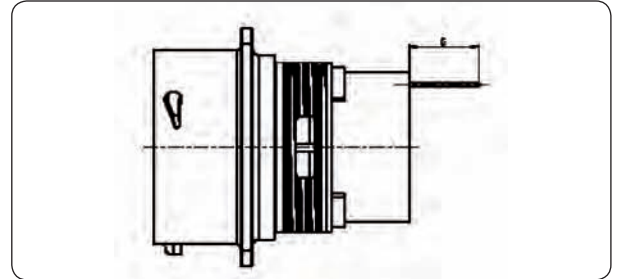
Note : all dimensions are in mm

**UTS : Your first choice in waterproof connectors !**

# RC/RM machined contacts size 16



**Nominal length (dim G) of dipsolder contacts out of connector**  
(contacts to be ordered separately)



## UTS0 wall mounting receptacles

Connector sizes	Male contacts		Female contacts		
	RM20M12E8*	RM20M12E83*	RC20M12E8*	RC20M12E83*	RC20M12E84*
All sizes	5.2	10.3	5.2	10.4	13.9

\* Plating indication : See plating table

## UTS7 jam nut receptacles

Connector sizes	Male contacts		Female contacts		
	RM20M12E8*	RM20M12E83*	RC20M12E84*	RC20M12E85*	RC20M12E86*
10	4.1	9.2	4.65	7.15	7.95
12	4.1	9.2	4.65	7.15	7.95
14	4.1	9.2	5.35	7.85	8.65
16	4.1	9.2	4.65	7.15	7.95
18	4.1	9.2	4.65	7.15	7.95
20		4.85		3.4	4.2
22		4.85		2.7	3.5
24		3.35		1.3	2.1

For recommended PC-Board hole layout, please consult factory

\* Plating indication : See plating table


## The RM/RC contact packing



50 pcs bulk packing (standard)




1000 pcs bulk packing






Reeled contacts on plastic carrier (qty 2000 pcs)

**UTS : Your first choice in waterproof connectors !**

# SC/SM Stamped & formed contacts size 16



  	<h2>Description</h2>
	<p><b>Size 16 stamped and formed contacts for TRIM TRIO® connectors</b></p> <p>Size 16 SM/SC .0625" (1.6mm) diameter contacts are two piece strip formed crimp snap-in pin and sockets. These contacts consist of a crimp body made of high conductive copper alloy, and a stainless steel retaining spring featuring retention in the housing cavity and a closed entry socket to prevent probe damage.</p> <p>The contact with open barrel is standard available on strip and packaged with 3000 pcs on reel. This reel packaging combined with semi or even full automatic crimp tooling provides the added advantage of a lower installed cost.</p> <p>Typical features and benefits are :</p> <ul style="list-style-type: none"><li>▪ Made from high conductive copper alloy with gold or tin over nickel plate finish.</li><li>▪ Two piece construction with dual purpose spring which serves for contact retention and protects the body against damage.</li><li>▪ Contacts available on reel (standard) and in bulk packing (100 pcs).</li><li>▪ Suitable for automatic crimping thus lower installation cost.</li></ul>

**UTS : Your first choice in waterproof connectors !**



# SC/SM Stamped & formed contacts size 16



• Rapid

• Secure

• High Performance

## Technical characteristics

### Electrical

- Current per contact max.: 13A
- Contact resistance:  $\leq 6 \text{ M}\Omega$
- Contact retention in body: 65 N min.
- Individual insertion force: 3.5 N max.
- Individual withdrawal force: 0.55 N min

### Construction

- Contact body: High conductive copper alloy

### Plating table

- S6 0.75  $\mu\text{m}$  gold min. in contact area, flash on crimp barrel over nickel
- D70 (std) Gold flash all over, over nickel (standard)
- TK6 Preplated tin all over

### Connector accommodation

- Any TRIM TRIO® size 16 contact can be used in any contact position in any connector in the TRIM TRIO® size 16 interconnection system : UTP, UTS, UTG, UTO, MBG, MS-M, MSG / MB, UTV

Note : Reeled contacts are for applicator with left side feeding.

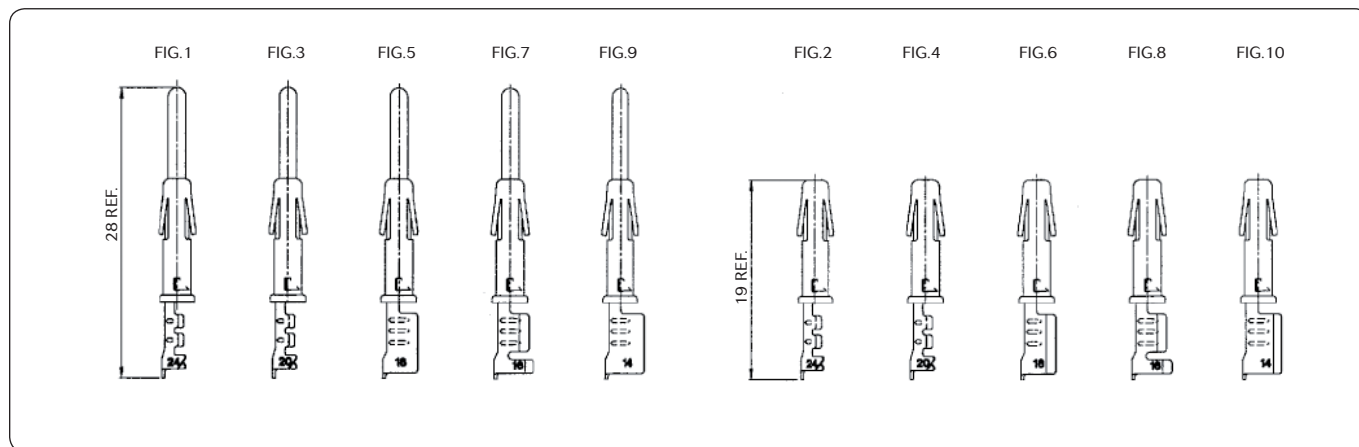
## Ordering information

Type	SM	16	M	(L)	1	S6
SM Male contact	SC	16	M	(L)	1	S6
SC Female contact						
<b>AWG size</b> : 14, 16, 20, 24						
<b>Type of crimp barrel</b> : American crimp barrel						
<b>Packing</b>						
No digit Contacts on strip (qty 3000 per reel)						
L Preformed loose piece contact						
<b>Design variation</b>						
1 Only wire crimp for size 14 and 16						
1 Wire + insulation crimp for sizes 20 and 24						
11 Wire + insulation crimp for size 16						
<b>Plating indication</b> : See plating table						

**UTS : Your first choice in waterproof connectors !**

# SC/SM Stamped & formed contacts size 16

## Standard SM/SC crimp contacts: Contact size 16 - Pin Ø1.6mm (.063")



## Dimensional table

Part numbers : contacts on strip Loose pieces				Wire size		Insulation diameter	Wire strip length
Male contacts	Fig.	Female contacts	Fig.	AWG	mm <sup>2</sup>		
SM24M1S6 SM24ML1S6	1	SC24M1S6 SC24ML1S6	2	26 - 24	0.13 - 0.25	0.89 - 1.58	4.0
SM20M1S6 SM20ML1S6	3	SC20M1S6 SC20ML1S6	4	22 - 20	0.35 - 0.50	1.17 - 2.08	4.0
SM16M1S6 SM16ML1S6	5	SC16M1S6 SC16ML1S6	6	18 - 16	0.80 - 1.50	3.0	6.35
SM16M11S6 SM16ML11S6	7	SC16M11S6 SC16ML11S6	8	18 - 16	0.80 - 1.50	2.0 - 3.0	4.65
SM14M1S6 SM14ML1S6	9	SC14M1S6 SC14ML1S6	10	14	2.0	3.2	6.35

For other platings : See plating table

## Crimptooling table

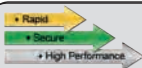
Size	Hand crimp tooling for loose contacts y14MTV / y16SCM2 die set included	Automatic crimp tooling for contacts on strip		Extraction tools
		P107 Press Mini applicator (not incl.)	(Stripper - crimper)	
24	y14MTV or y16SCM2	MLS0318B	SC11	RX2025GE1
20		MLS0555A		
16M(L)11		MLS0356A		
16M(L)1		MLS1579		
14		MLS1047		

For detailed information on crimp tooling: See crimp tooling section

Note : all dimensions are in mm

**UTS : Your first choice in waterproof connectors !**

# Multipiece coaxial contacts size 16



## Description

### Size 16 Multipiece COAXIAL contacts for TRIM TRIO® connectors

Size 16 RMDX/RCDX Multipiece .0625" (1.6mm) diameter contacts are subminiature coaxial contacts to cover a wide range of subminiature coaxial and twisted pair cables.

They are suitable in applications where a mix of signal, power and coaxial cable terminations for low frequency, shielded signal and high frequency applications are needed.

The contact consists of an inner pin/socket and an outer male/female body.

The thermoplastic insulating bushing in the outer body is designed to accept and permanently retain the inner contact.

The outer ferrule hold the outer braid to the outer contact and act as an insulating support to ensure against bending and vibrating stresses.

The inner and the outer conductors are crimped individually, thereby enabling inspection of both critical crimp points.

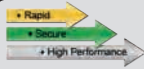
Typical features and benefits are :

- The inner and outer conductors are crimped individually.
- The thermoplastic insulating bushing in the outer body is designed to accept and permanently retain the inner contact.
- Outer ferrule hold the outer braid to the outer contact and act as an insulating support to ensure against bending and vibration.

**UTS : Your first choice in waterproof connectors !**

# Multipiece coaxial contacts size 16



 <b>Technical characteristics</b>	
<p><b>Electrical</b></p> <ul style="list-style-type: none"> <li>Operating voltage between inner / outer contact: 230 VDC</li> <li>Test potential between inner / outer contact: 750 VAC 1 min.</li> <li>Contact retention in body: 65 N min.</li> <li>Contact voltage drop at 1A: 25m V max.</li> <li>Isolation at 30 MHZ: 140 db.</li> </ul> <p><b>Construction</b></p> <ul style="list-style-type: none"> <li>Inner and outer contacts: High conductive copper alloy</li> <li>Insulating bushing: Thermoplastic</li> </ul>	<p><b>Environmental</b></p> <ul style="list-style-type: none"> <li>Operating temperature: -55°C to +125°C</li> </ul> <p><b>Plating table</b></p> <ul style="list-style-type: none"> <li>Retaining spring: Nickel spring</li> <li>Inner and outer contacts: D28: 0.75µm gold min. over nickel</li> </ul> <p><b>Connector accomodation</b></p> <ul style="list-style-type: none"> <li>Any TRIM TRIO® size 16 contact can be used in any contact position in any connector in the TRIM TRIO® size 16 interconnection system : UTP, UTS, UTG, UTO, MS-M, MSG / MB, SMS</li> </ul>

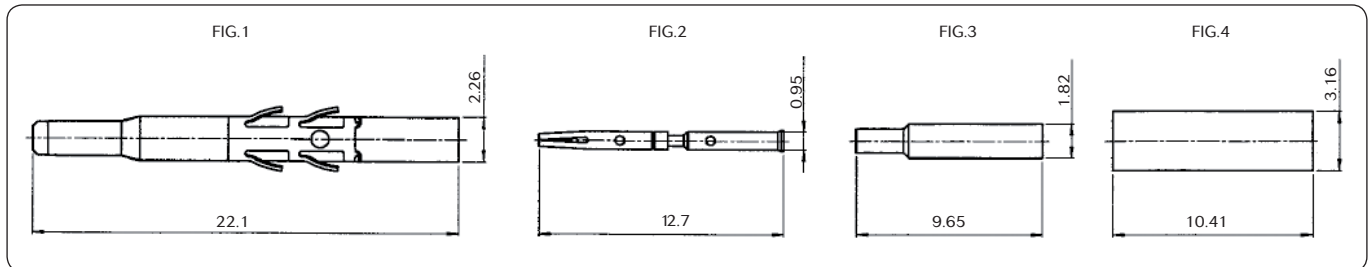
## Ordering information

Type	RMDX RCDX	K10 K1	D28 D28
<p><b>Contact type</b></p> <p>RMDX Male subminiature coax</p> <p>RCDX Female subminiature coax</p>			
<p><b>Multipiece coax kit</b></p> <p>K10 Kit male coax</p> <p>K1 Kit female coax</p>			
<b>Plating indication</b>			

**UTS : Your first choice in waterproof connectors !**

# Multipiece coaxial contacts size 16

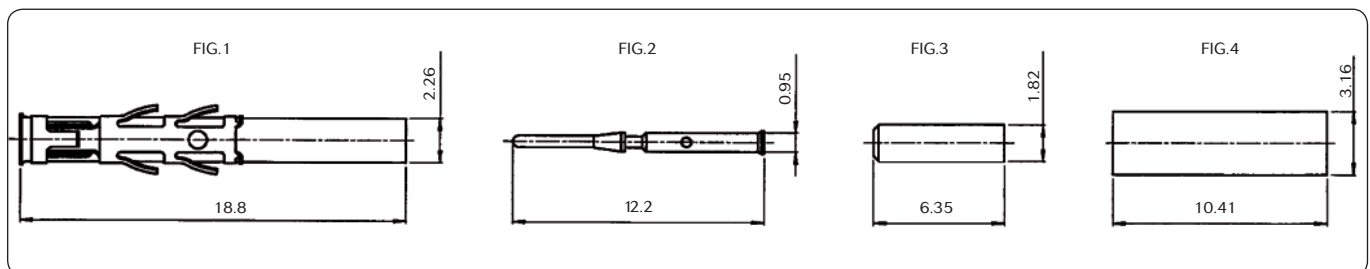
## MULTIPIECE Subminiature coax - Male contact for coaxial cable



Type of coaxial cable	Contact for inner conductor				Contact for outer braid						Extraction tool
	Inner female contact		Crimp tool M10S1		Outer male contact		Hyring		Crimp tool M10S1		
	Part number	Fig.	Die set	Stop bushing	Part number	Fig.	Part number	Fig.	Die set	Stop bushing	
RG161U RG179A/U RG179B/U RG187U RG188/U RG174/U RG178A/U RG196U	RFD26L1D28	2	S23D2	SL46D2	RMDX602D28	1	YOC074	4	S22-1	SL47-1	RX2025GE1
S26D2			YOC074 + RMDXB0553								
S23D2											

Kit reference RMDXK10D28 includes RMDX602D28 + RFD26L1D28 + YOC074 + RMDXB0553 and are packed in plastic bag.

## MULTIPIECE Subminiature coax - Female contact for coaxial cable



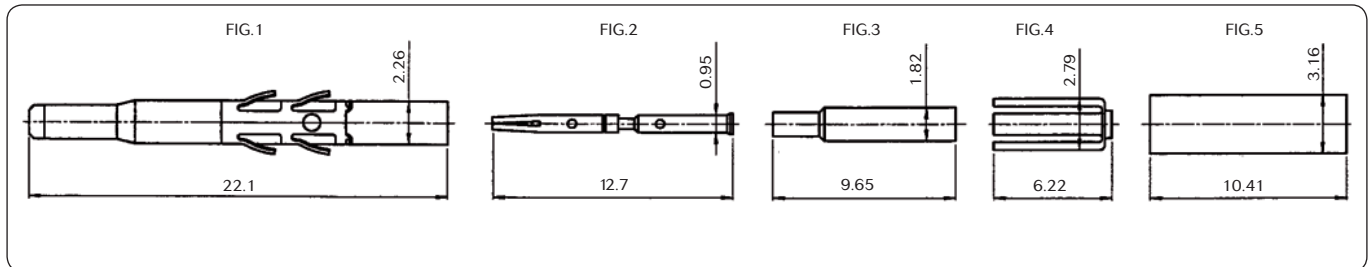
Type of coaxial cable	Contact for inner conductor				Contact for outer braid						Extraction tool
	Inner male contact		Crimp tool M10S1		Outer female contact		Hyring		Crimp tool M10S1		
	Part number	Fig.	Die set	Stop bushing	Part number	Fig.	Part number	Fig.	Die set	Stop bushing	
RG161U RG179A/U RG179B/U RG187U RG174/U RG188/U RG174/U RG178A/U RG196U	RMD26L1D28	2	S23D2	SL46D2	RCDX602D28	1	YOC074	4	S22-1	SL47-1	RX2025GE1
S26D2			YOC074								
S23D2			YOC074 + RCDXB0551				4 3				

Kit reference RCDXK1D28 includes RCDX602D28 + RMD26L1D28 + YOC074 + RCDXB0551 and are packed in plastic bag.

**UTS : Your first choice in waterproof connectors !**

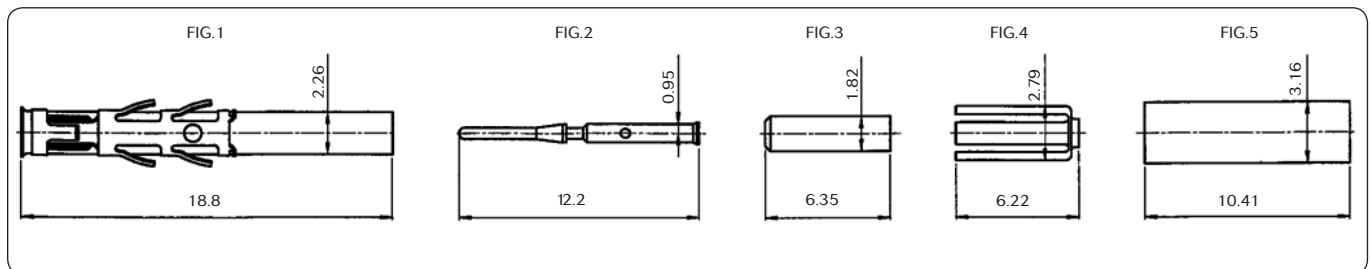
# Multipiece coaxial contacts size 16

## MULTIPIECE Subminiature coax - Male contact for coaxial cable



Type of coaxial cable	Contact for inner conductor				Contact for outer braid						Extraction tool
	Inner female contact		Crimp tool M10S1		Outer male contact		Hyring		Crimp tool M10S1		
	Part number	Fig.	Die set	Stop bushing	Part number	Fig.	Part number	Fig.	Die set	Stop bushing	
2 #24 stranded MIL-W-16878 Type B 2 #24 solid MIL-W-76 Type LW 2 #26 stranded MIL-W-76 Type LW or MIL-W16878 type B & E 2 #28 solid MIL-W-8 1822/3	RFD26L1D28	2	S26D2	SL46D2	RMDX602D28	1	YOC074	5	S221	SL471	RX2025GE1
							RMDXB0554	3			
			YORX090	4							
			YOC074	5							
			S46			RMDXB0553	3		S47		
						YORX090	4				

## MULTIPIECE Subminiature coax - Female contact for coaxial cable



Type of coaxial cable	Contact for inner conductor				Contact for outer braid						Extraction tool
	Inner male contact		Crimp tool M10S1		Outer female contact		Hyring		Crimp tool M10S1		
	Part number	Fig.	Die set	Stop bushing	Part number	Fig.	Part number	Fig.	Die set	Stop bushing	
2 #24 stranded MIL-W-16878 Type B 2 #24 solid MIL-W-76 Type LW 2 #26 stranded MIL-W-76 Type LW or MIL-W16878 type B & E 2 #28 solid MIL-W-8 1822/3	RMD26L1D28	2	S26D2	SL46D2	RCDX602D28	1	YOC074	5	S221	SL471	RX2025GE1
							RCDXB0552	3			
			YORX090	4							
			YOC074	5							
			S46			RMDXB0551	3		S47		
						YORX090	4				

UTS : Your first choice in waterproof connectors !

# Monocrimp coaxial contacts size 16



**Rapid**  
**Secure**  
**High Performance**

## Description

**Size 16 Monocrimp COAXIAL contacts for TRIM TRIO® connectors**

Size 16 RMDX/RCDX Monocrimp .0625" (1.6mm) diameter contacts are one-piece monocrimp subminiature coaxial contacts to cover a wide range of subminiature coaxial and twisted pair cables.

They provide cost effective solutions in applications where a mix of signal, power and coaxial cable terminations for low frequency, shielded signal and high frequency applications are needed.

Monocrimp one-piece coaxial contacts offer high reliability plus the economic advantage of a 95% reduction in installation time over conventional assembly methods currently in use.

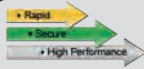
Typical features and benefits are :

- The monocrimp one-piece coaxial contacts offer high reliability plus the economic advantage of a 95% reduction in installation time over conventional assembly methods.
- This economy is achieved by simultaneously crimping of both the inner and outer conductor.

**UTS : Your first choice in waterproof connectors !**

# Monocrimp coaxial contacts size 16



 <b>Technical characteristics</b>	
<p><b>Electrical</b></p> <ul style="list-style-type: none"> <li>• Operating voltage between inner / outer contact: 230 VDC</li> <li>• Test potential between inner / outer contact: 450 VAC 1 min.</li> <li>• Contact retention in body: 65 N min.</li> <li>• Contact voltage drop at 1A: 30m V max.</li> <li>• Isolation at 30 MHz: 140 db.</li> </ul> <p><b>Construction</b></p> <ul style="list-style-type: none"> <li>• Inner and outer contacts: High conductive copper alloy</li> <li>• Insulating bushing: Thermoplastic</li> </ul>	<p><b>Environmental</b></p> <ul style="list-style-type: none"> <li>• Operating temperature: -55°C to +125°C</li> </ul> <p><b>Plating table</b></p> <ul style="list-style-type: none"> <li>• Retaining spring: Nickel</li> <li>• Inner and outer contacts: D28: 0.75µm gold min. over nickel</li> </ul> <p><b>Connector accomodation</b></p> <ul style="list-style-type: none"> <li>• Any TRIM TRIO® size 16 contact can be used in any contact position in any connector in the TRIM TRIO® size 16 interconnection system : UTP, UTS, UTG, UTO, MS-M, MSG / MB, SMS</li> </ul>

## Ordering information

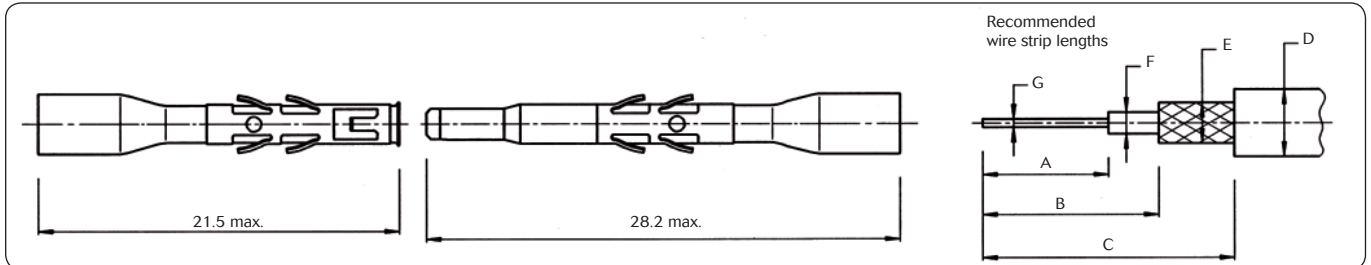
Type	RMDX60 RCDX60	36 36	D28 D28
<b>Contact type</b> RMDX Male subminiature coax RCDX Female subminiature coax			
Monocrimp design variation			
Plating indication			

**UTS : Your first choice in waterproof connectors !**



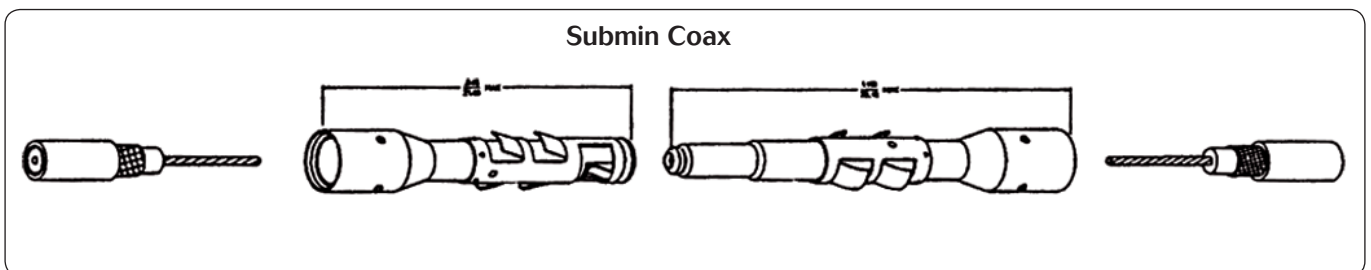
# Monocrimp coaxial contacts size 16

## MONOCRIMP Subminiature coax



Part numbers	AWG inner conduct.	Cable type	Coax dimensions				Coax strip lengths			Crimp tool M10S1		Extraction tool
			D max.	E	F	G	A	B	C	Die set not incl.	Stop bushing not incl.	
RMDX6050D28 RCDX6050D28	30	-	2.64	2.11	1.70	0.30	5.1	6.35	8.9	S80	SL105	RX2025GE1
RMDX6050D28 RCDX6050D28		-	2.29	1.63	1.22		4.2	5.97	8.5	S87		
RMDX6032D28 RCDX6032D28	28	-	2.90	1.29	1.91	0.38	5.1	6.35	11.7	S80		
RMDX6024D28 RCDX6024D28	-	1.78	1.37	0.96	0.48				8.9	S82		
RMDX6032D28 RCDX6032D28	26	RG174/U	2.92	2.24	1.52	0.48			11.7	S80		
RMDX6026D28 RCDX6026D28		-	3.05	2.44	1.96	0.41			8.9	S82		
RMDX6036D28 RCDX6036D28		RG188A/U	2.79	1.98	1.52	0.51			11.7	S80		
RMDX6036D28 RCDX6036D28		RG316/U	2.72									

\* M10SG8 consists of die set, stop bushing and M10S1 tool

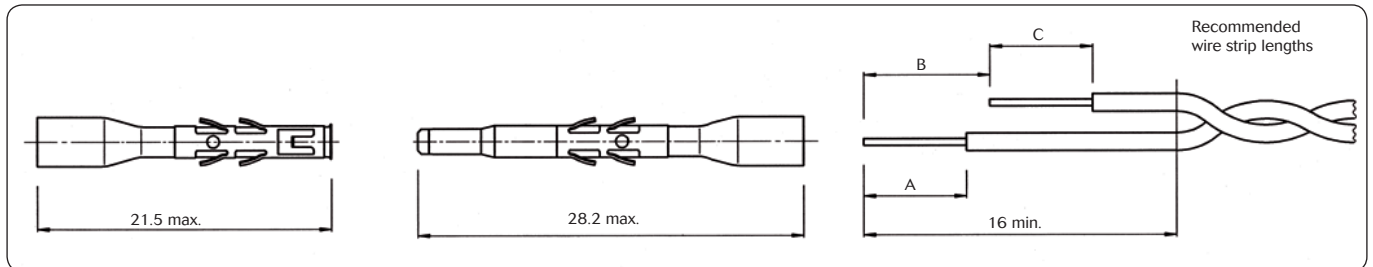


Note : all dimensions are in mm

**UTS : Your first choice in waterproof connectors !**

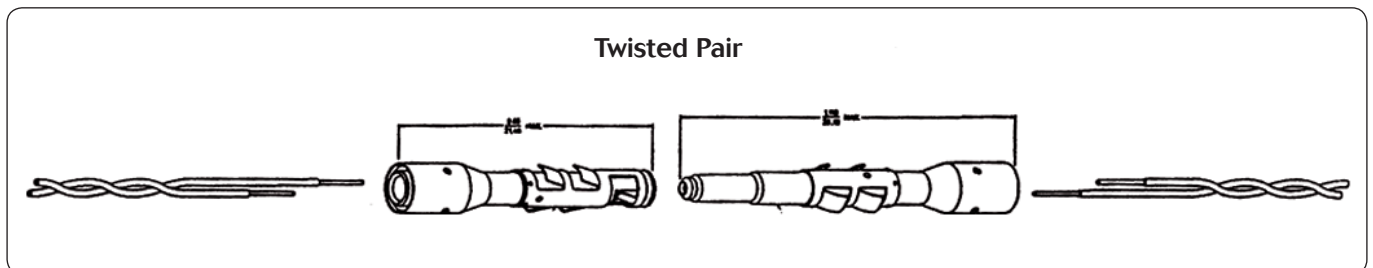
# Monocrimp coaxial contacts size 16

## MONOCRIMP Twisted pair



Part number	AWG inner conduct.	Dia. outer	Cable strip lengths			Crimp tool M10S1		Extraction tool
			A	B	C	Die set not incl.	Stop bushing not incl.	
Male Female						Die set not incl.	Stop bushing not incl.	
RMDX6019D28 RCDX6019D28	26 (19 x 0.10) 24 (7 x 0.20) 24 (19 x 0.13)	1.25 1.25 1.45	4.7	6.0	4.0	M10SG8* Crimping kit		RX2025GE1
RMDX6031D28 RCDX6031D28	26 (7 x 0.16)	0.70				S80	SL105	


\* M10SG8 consists of die set, stop bushing and M10S1 tool






Note : all dimensions are in mm

**UTS : Your first choice in waterproof connectors !**

# Fibre optic contacts size 16



  	Description
	<p><b>Size 16 Fibre optic contacts for TRIM TRIO® connectors</b></p> <p>Size 16 Fibre optic contacts are optical contacts designed for the integration of optical links in all TRIM TRIO® cable connectors.</p> <p>The Fibre optic contacts are designed to accommodate:</p> <ul style="list-style-type: none"><li>▪ Plastic Optical Fibre (POF) 1 mm core and 2.2 mm jacket</li><li>▪ Plastic Clad Fibre (PCF) 230µm core and 2.2 mm jacket</li><li>▪ Multimode Silica Fibre 62.5/125µm type 2.0 mm max. jacket</li><li>▪ Singlemode Silica Fibre 9/125µm type 2.0 mm jacket</li></ul> <p>Typical features and benefits are :</p> <ul style="list-style-type: none"><li>▪ Socket contact is spring loaded to avoid any air gap between the two optical faces.</li><li>▪ Low insertion loss is provided by high precision pieces.</li><li>▪ Single jumpers, multiway harness and active device housings can be supplied regarding customer requirement.</li></ul>

**UTS : Your first choice in waterproof connectors !**

# Fibre optic contacts size 16



## Technical characteristics

### Performance

	POF/PCF	Multimode	Singlemode
• Fibre type:			
• Wave length:	650 nm	62.5/125µm 1300 nm	9/125µm 1310 nm
• Optical insertion loss (typ.):	2 dB max.	< 0.5 dB	< 0.35 dB
• Jacketed external diameter:	2.2mm	2.0mm max.	2.0mm max.
• Temperature range:	-25°C to +70°C	-25°C to +70°C	-25°C to +70°C
• Cable retention:	49N		
• Mating cycles without cleaning:	50		
• Max. mating cycles:	500		

### Construction

- Contact body: Copper alloy

### Connector accommodation

Any TRIM TRIO® size 16 contact can be used in any contact position in any connector in the TRIM TRIO® size 16 interconnection system : UTP, UTS, UTG, UTO.

## Ordering information

### POF Contacts (Plastic Optical Fibre)

Male contact	RMPOF1000
Female contact	RCPOF1000B

### Silica Contacts - Multimode

Male contact	RMMMMOFA
Female contact	RCMMMOFA

### PCF Contacts (Plastic Clad Fibre)

Male contact	RMPCF230
Female contact	RCPOF230B

### Silica Contacts - Monomode

Male contact	RMSMOFA
Female contact	RCSMOFA

## Tooling kit

## POF Contact (Plastic Optical Fibre)

### STANDARD TOOLING KIT - P/N 80MS0004

The *standard tooling kit* is made of the part numbers below that can be ordered separately as well.

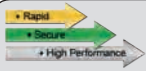
Part numbers	Descriptions
80WD005	Stripping tool
80WD0025	Automatic stripping tool for Ø 0.5 mm, 0.6 mm, 0.7 mm & 3.8 mm
80WM0006	Ruler
80WP0005	Polishing plate
80WP0013	Non slip base (to hold the polishing plate)
80WP0014	Polishing disk (grain size 9µm)
80WP0018	Polishing tool
80WP0019	Polishing disk (grain size 30µm)
80WS0002	Crimping plier

### SPECIFIC TOOLING LIST - can be ordered only separately

Part numbers	Descriptions
80WG0010	Needle
80WG0015	Capsule
80WG0016	Syringe
80WN0005	Dry air spray
80WN0006	Optical paper
80WN0012	Dropping bottle
80WN0008	Wiping solvent

UTS : Your first choice in waterproof connectors !

# Fibre optic contacts size 16

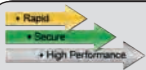


## PCF Contact (Plastic Clad Fibre)

### STANDARD TOOLING KIT - P/N 80MG0039

Descriptions
Stripping tool for Ø 2.2 mm
Kevlar scissors
Stripping tool for Ø 0.25 mm
Alumina blade
Polishing tool
Press fit tool
Microscope

Descriptions
Polishing disk (grain size 9µm)
Polishing disk (grain size 0.3µm)
Curing oven
Polishing plate
Non slip base (to hold the polishing plate)
Glue



## Multimode Contact - Silica

### STANDARD TOOLING KIT - P/N 80MG0027

The *standard tooling kit* is made of the part numbers below that can be ordered separately as well.

Part numbers	Descriptions
80WC0001	Aramid yarn scissors
80WC0003	Cutter
80WC0004	Alumina blade
80WD0008	Stripping tool for Ø 0.20 mm
80WD0010	Stripping tool for Ø 0.25 mm
80WD0014	Stripping tool for Ø 0.60 mm
80WD0025	Automatic stripping tool for Ø 0.5 mm, 0.6 mm, 0.7 mm & 3.8 mm
80WM0006	Ruler
80WP0005	Polishing plate
80WP0013	Non slip base (to hold the polishing plate)
80WT0008	Curing oven
80WT0009	Protective tube

### SPECIFIC TOOLING LIST - can be ordered only separately

Part numbers	Descriptions
80WD0036	Stripping tool for Ø 0.9 mm & 0.25 mm
80WD0005	Stripping tool for Ø 2.2 mm & 1.5 mm
80WL0001	Microscope x400
80WL0008	Microscope adaptor
80WP0025	Polishing tool
80WS0002	Crimping tool
80WT0005	Contact support for polymerisation
80WG0010	Needle
80WG0014	Glue
80WG0015	Capsule
80WG0016	Syringe
80WN0005	Dry air spray
80WN0006	Optical paper
80WN0012	Dropping bottle
80WP0014	Polishing disk (grain size 9µm)
80WP0015	Polishing disk (grain size 0.3µm)

UTS : Your first choice in waterproof connectors !

# Machined / Stamped & formed contacts size 20



**Rapid**  
**Secure**  
**High Performance**

## Description

**Size 20 contacts for TRIM TRIO® connectors**

Size 20 contacts with a .040" (1.0mm) pin diameter are two piece crimp snap-in contacts in pin and socket version available in:

- **Machined version**
- **Stamped and formed version**
- **Machined dip solder contacts**
  - 50A7
  - 5016

and designed for heavy duty top performance requirements. These contacts consist of a crimp/solder body made of high conductive copper alloy, and a stainless steel retaining spring featuring retention in the housing cavity and a closed entry socket to prevent probe damage.

Crimp contacts accommodate AWG20 through AWG26 wire and the crimp barrels.

Typical features and benefits are :

- Made from high conductive copper alloy with gold plate finish.
- Two piece construction with dual purpose spring which serves for contact retention and protects the body against damage.
- Stamped and formed contacts packaging: on reel: 3000 pcs / in bulk packing: 100 pcs in plastic bag.
- Machined crimp and dip solder contacts packaging: 50 pcs in plastic box.

**UTS : Your first choice in waterproof connectors !**

# Machined / Stamped & formed contacts size 20



## Technical characteristics

### Performance

	Machined	Stamped and formed
• Current per contact max.:	7.5 A	5 A
• Contact resistance:	≤ 6 mΩ	≤ 15 mΩ
• Dielectric withstanding voltage:	1500 V Rms min.	
• Contact retention in body:	90 N max.	
• Contact engagement force:	5 N max.	
• Contact separation force:	0.3 N min.	
• Plating:	0.40µm gold over nickel	0.75µm gold over nickel

### Construction

- Contact body: High conductive copper alloy

### Connector accommodation

Any size 20 contacts for UTO, UTS and UTG connectors can be used in any contact position.

## Ordering information

Contact type		Part numbers	AWG	Section mm <sup>2</sup>	Insulation diameter
Machined crimp	 <b>Pin</b>	RM24W3K	26 - 24	0.13 - 0.20	1.58 max.
		RM20W3K	22 - 20	0.32 - 0.52	1.58 max.
		RM18W3K	20 - 18	0.50 - 0.93	2.10 max.
	 <b>Socket</b>	RC24W3K	26 - 24	0.13 - 0.20	1.58 max.
		RC20W3K	22 - 20	0.32 - 0.52	1.58 max.
		RC18W3K	20 - 18	0.50 - 0.93	2.10 max.
Stamped and formed crimp	 <b>Pin</b>	SM24W3S26	26 - 24	0.13 - 0.25	0.89 - 1.58
		SM24WL3S26			
		SM20W3S26	22 - 20	0.35 - 0.50	
		SM20WL3S26			
	 <b>Socket</b>	SC24W3S25	26 - 24	0.13 - 0.25	0.89 - 1.58
		SC24WL3S25			
 <b>Socket</b>	SC20W3S25	22 - 20	0.35 - 0.50	1.17 - 2.08	
	SC20WL3S25				
Machined Dip solder	 <b>Pin</b>	50A7	RMW50A7K	For solder tail details see next page	
		5016	RMW5016K		
	 <b>Socket</b>	50A7	RCW507AK		
		5016	RCW5016K		

Note : all dimensions are in mm

UTS : Your first choice in waterproof connectors !

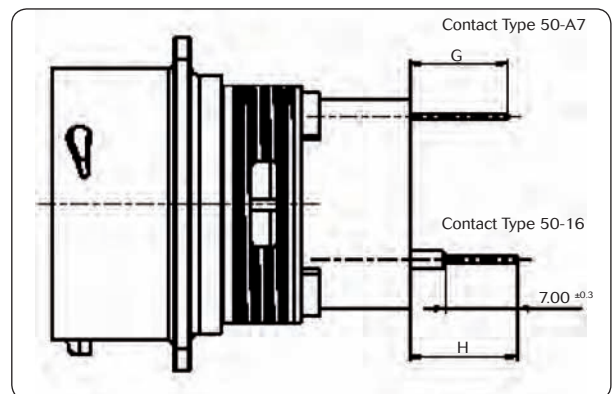
# Machined / Stamped & formed contacts size 20

## Crimptooling table

Size	Hand crimp tooling for loose contacts			Automatic crimp tooling for contacts on strip		Extraction tools
	Y14MTV / Y16SCM2 die set included	MH860 Positioner (not incl.)	Locator setting	P107 Press Left side applicator KRM/KRC (not incl.)	Stripper unit (not incl.)	
RM24W3K	Y16RCM or AF8 + TP120	MH86301	5/6	-	-	RX20D44
RM20W3K			5/7			
RM18W3K			6/8			
RC24W3K			5/6			
RC20W3K			4/7			
RC18W3K			6/8			
SM24W3S26 SM24WL3S26	Y14MTV	-	-	MLS0318B	SC11	
SM20W3S26 SM20WL3S26				MLS0555A		
SC24W3S25 SC24WL3S25				MLS0318B		
SC20W3S25 SC20WL3S25				MLS0555A		
RMW50A7K	For solder tail details, see below					
RMW5016K						
RCW507AK						
RCW5016K						

## Nominal length (dim G) of dipsolder contacts out of connector

(contacts to be ordered separately)



## UTS7 jam nut receptacle connectors

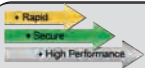

Size	Male contact		Female contact	
	RMW50A7K	RMW5016K	RCW50A7K	RCW5016K
10	9.51	10.41	2.4	3.04
12				
14				
16				
18	5	6	-	-
20				
22				
24	3.6	4.6	-	-

\* Plating indication : see plating table / Note : all dimensions are in mm

**UTS : Your first choice in waterproof connectors !**



# Power contacts



## Description

TRIM TRIO® connectors also offer possibilities to use or combine power contacts with the standard size 16 signal contacts into the same housing.

It offers customers to reduce the number of connectors when combining signal and high current applications into one connector.

The signal cavities accept the full range of TRIM TRIO®:

- Size 16 contacts for applications up till 13 A
- Size 20 contacts for applications up till 7.5 A

Power cavities will either accept:

- **Size 12 contacts for applications up till 26A**
- **Size 8 contacts for applications up till 44A**

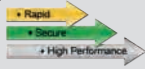
Pin and socket contacts are machined crimp snap-in and sockets for heavy duty top performance requirements.

*For any specific power arrangement, please consult us.*

**UTS : Your first choice in waterproof connectors !**



# Power contacts



## Technical characteristics

### Performance

	Contacts #12 (Ø2.4)	Contacts #8 (Ø3.6)
• Current per contact max.:	26 A	44A
• Contact resistance:	≤ 5 mΩ	≤ 5 mΩ

### Construction

- Contact body: High conductive copper alloy

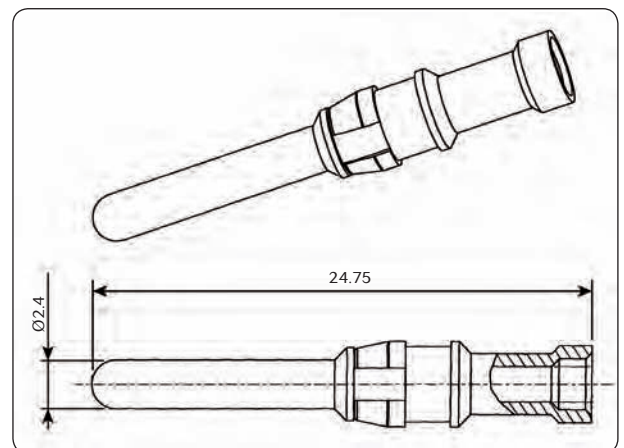
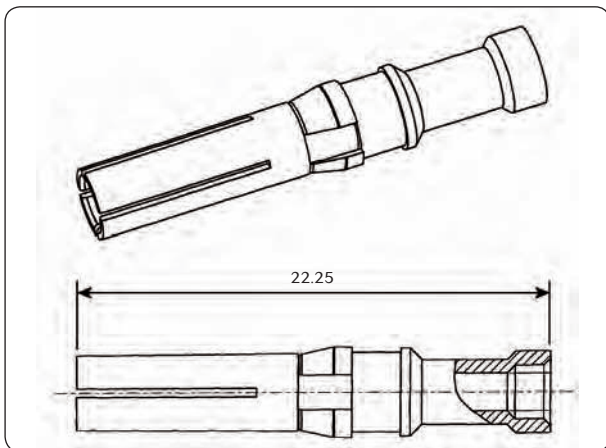
### Plating

K	0.4µm gold min. all over, over nickel
A	3µm silver all over

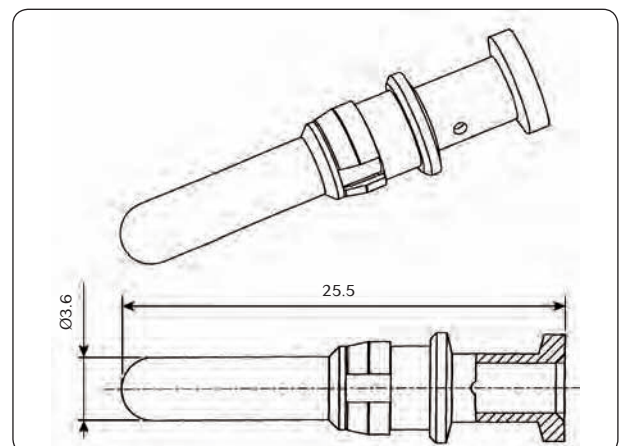
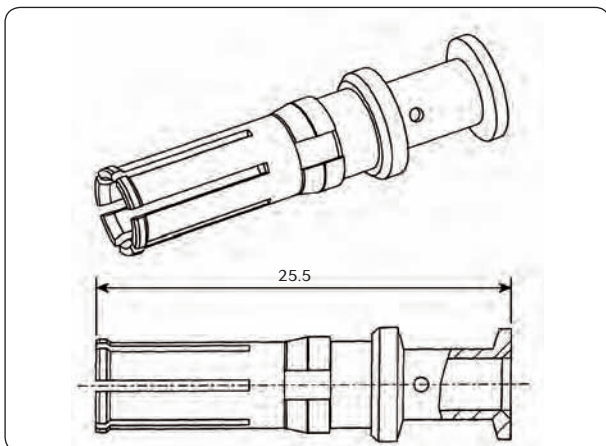
### Connector accommodation

Power contacts can be used in the existing power arrangements of the UTS - see catalog pages 6/7 - UTP, UTG, UTO, UTV and SMS connectors - see pages in the TRIM TRIO® catalog.

## Contacts #12 (Ø2.4 mm)



## Contacts #8 (Ø3.6 mm)



Note : all dimensions are in mm

**UTS : Your first choice in waterproof connectors !**

# Power contacts



## Ordering information

Part numbers		Contact size	Contact Ø	Cable			Crimp tooling	Locator setting	Locator	Extraction tooling	Plating
Pin	Socket			Section		Insulator Ø					
				mm <sup>2</sup>	AWG	mm					
82911459NA	82911458A	#12	2.4	0.5	20	4.9	M317	VGE10077A	51060210924	Ag	
82911461NA	82911460A			0.75-1.0	18						
82911463NA	82911462A			1.5	16						
82911465NA	82911464A			2.5	14						
82911467NA	82911466A			4.0	12						
82911459NK	82911458K	#12	2.4	0.5	20	4.9	M317	VGE10077A	51060210924	Au	
82911461NK	82911460K			0.75-1.0	18						
82911463NK	82911462K			1.5	16						
82911465NK	82911464K			2.5	14						
82911467NK	82911466K			4.0	12						
82913601A	82913600A	#8	3.6	1.5	16	6.5	M317	VGE10078A	51060210936	Ag	
82913603A	82913602A			2.5	14						
82913605A	82913604A			4.0	12						
82913607A	82913606A			6.0	10						
82913609A	82913608A			10.0	8						

Note : all dimensions are in mm

**UTS : Your first choice in waterproof connectors !**