

SOLISTRAND Heat Resistant Splices

Temperature Rating, Material and Finish

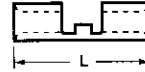
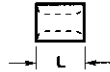
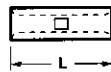
Splice Body — Copper per
ASTM B152

Plating — Nickel per QQ-N-290,
650°F [343°C]

Related Product Data

Application Tooling — pages 9022
and 9023

Uninsulated Terminals and Splices (Continued)



Style-A
Non-Insulation
Support
Butt Splice

Style-B
Non-Insulation
Support
Parallel Splice

Style-C
Non-Insulation
Support
Butt Splice

Wire Size Circular Mills [mm ²]	Material Thickness Max.	Style	Dimensions			Part Number Loose Piece
			L Max.	ID Min.	OD Max.	
22-16 509-3,260 [0.26-1.65]	.033 0.84	A	.578 14.68	.061 1.55	.141 3.58	323796
		B	.301 7.65	.061 1.55	.141 3.58	323030
		C	.591 15.01	.061 1.55	.141 3.58	322822
16-14 2,050-5,180 [1.04-2.62]	.033 0.84	A	.567 14.40	.085 2.16	.165 4.19	323795
		B	.301 7.65	.085 2.16	.165 4.19	323794
12-10 5,180-13,100 [2.62-6.64]	.042 1.07	A	.565 14.35	.129 3.28	.226 5.74	323755
		B	.333 8.46	.129 3.28	.226 5.74	323754
B 13,100-20,800 [6.64-10.5]	.051 1.30	B	.375 9.53	.172 4.37	.296 7.52	2-34318-1

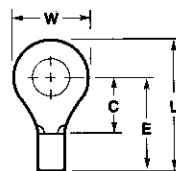
SOLISTRAND High Temperature Ring Tongue Terminals

Temperature Rating and Material

Terminal Body — Nickel per
ASTM B162, 1200°F [649°C]

Related Product Data

Application Tooling — pages 9022
and 9023



Non-Insulation Support

Wire Size Circular Mills [mm ²]	Tongue Material Thickness Max.	Color Code	Stud Size	Dimensions				Part Number Loose Piece
				W	C Min.	E Max.	L Max.	
22-16 509-3,260 [0.26-1.65]	.033 0.84	Orange	4	.218 5.54	.156 3.96	.337 8.56	.449 11.40	321884
			5	.218 5.54	.156 3.96	.337 8.56	.449 11.40	321885
			M3	.218 5.54	.156 3.96	.337 8.56	.449 11.40	321885
			6	.281 7.14	.250 6.35	.431 10.95	.574 14.58	321889*
			M3.5	.281 7.14	.250 6.35	.431 10.95	.574 14.58	321889*
			8	.281 7.14	.250 6.35	.431 10.95	.574 14.58	321891*
16-14 2,050-5,180 [1.04-2.62]	.033 0.84	Orange	10	.281 7.14	.250 6.35	.431 10.95	.574 14.58	321891*
			6	.250 6.35	.171 4.34	.352 8.94	.480 12.19	322329
			M3.5	.250 6.35	.171 4.34	.352 8.94	.480 12.19	322329
			8	.343 8.71	.281 7.14	.462 11.73	.636 16.15	322334*
			M4	.343 8.71	.281 7.14	.462 11.73	.636 16.15	322334*
			10	.343 8.71	.281 7.14	.462 11.73	.636 16.15	322335*
1/4			M6	.468 11.89	.437 11.10	.618 15.70	.855 21.72	322339

*Available in small packaging quantities.