


MPS-02-7.70-01-L-V



MPS-06-7.70-01-L-V

(5,00 mm) .1969"

MPS SERIES

# 30 A DUAL LEAF SOCKET

## SPECIFICATIONS

For complete specifications see [www.samtec.com?MPS](http://www.samtec.com?MPS)

### Insulator Material:

Black LCP

### Terminal Material:

Copper Alloy

### Plating:

Sn or Au over

50µ" (1,27 µm) Ni

### Operating Temp Range:

-55°C to +105°C with Tin;

-55°C to +125°C with Gold

### Voltage Rating:

600 VAC/848 VDC

### RoHS Compliant:

Yes

### Lead-Free Solderable:

Yes

Mates with:  
MPT

MPT-V/MPS-V	
POWER PINS	CURRENT RATING (PER CONTACT)
1	28.8 A
2	24.7 A
3	24.1 A
4	22.3 A
All	18.5 A
-T PLATING	

Dual leaf blade contacts

5,00 mm pitch

14 mm stack height

Polarized guide posts

Mate available for perpendicular board mating

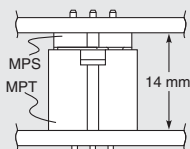
## RECOGNITIONS

For complete scope of recognitions see [www.samtec.com/quality](http://www.samtec.com/quality)



FILE NO. E111594

## MATED HEIGHT



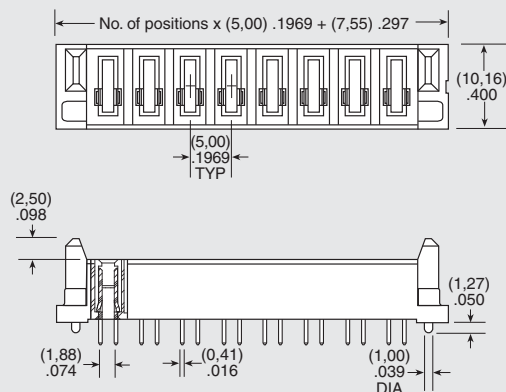
## OTHER SOLUTIONS

- Power/Signal combination Headers (see MPSC Series)
- High Power Headers (see PES Series)

## ALSO AVAILABLE (MOQ Required)

- Other sizes
  - Locking Clip (Manual placement required)
- Contact Samtec.

MPS	POWER PINS	LEAD STYLE	TAIL LENGTH	PLATING OPTION	V
	-02, -04, -06, -08	-7.70 = (7.70 mm) .303"	-01 = Use with (1,60 mm) .062" Thick PCB  -03 = Use with (2,36 mm) .093" Thick PCB	-L = 10µ" (0,25 µm) Gold on contact, Matte Tin on tail  -T = Matte Tin	



**Note:** Some sizes, styles and options are non-standard, non-returnable.