

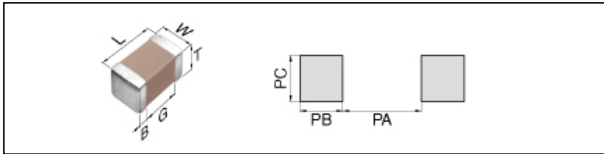


**C3216X7R2J102K115AA** (TDK item description : C3216X7R2J102KT\*\*\*\*)

Applications	 Commercial Grade
	 Please refer to Part No. CGA5H4X7R2J102K115AA for automotive use.
Feature	<span style="background-color: #e91e63; color: white; padding: 2px;">Mid</span> Mid Voltage (100 to 630V)
Series	C3216 [EIA CC1206]



Size	
Length(L)	3.20mm +/-0.20mm
Width(W)	1.60mm +/-0.20mm
Thickness(T)	1.15mm +/-0.15mm
Terminal Width(B)	0.20mm Min.
Terminal Spacing(G)	1.00mm Min.
Recommended Land Pattern(PA)	2.10 to 2.50mm (Flow Soldering)   2.00 to 2.40mm (Reflow Soldering)
Recommended Land Pattern(PB)	1.10 to 1.30mm (Flow Soldering)   1.00 to 1.20mm (Reflow Soldering)
Recommended Land Pattern(PC)	1.00 to 1.30mm (Flow Soldering)   1.10 to 1.60mm (Reflow Soldering)
Recommended Slit Pattern(SD)	

Electrical Characteristics	
Capacitance	1nF +/-10%
Rated Voltage	630Vdc
Temperature Characteristic	X7R(+/-15%)
Dissipation Factor	3% Max.
Insulation Resistance	10000MΩ Min.

Other	
Soldering Method	Reflow, Flow
AEC Q200	No
Packing	Blister (Plastic)Taping [180mm Reel]
Package Quantity	2000 Pcs Min.

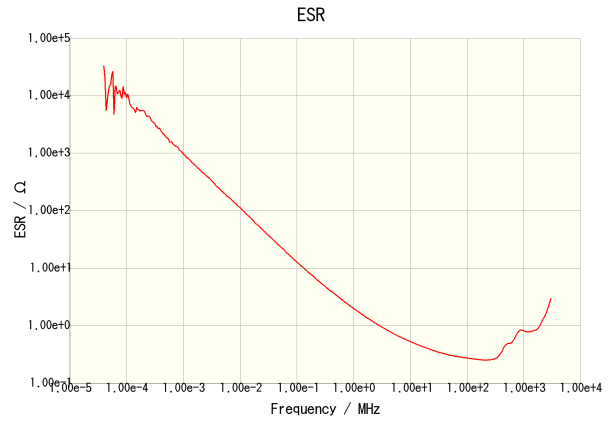
•This PDF document was created based on the data listed on the TDK Corporation website.  
 •All specifications are subject to change without notice.

# C3216X7R2J102K115AA

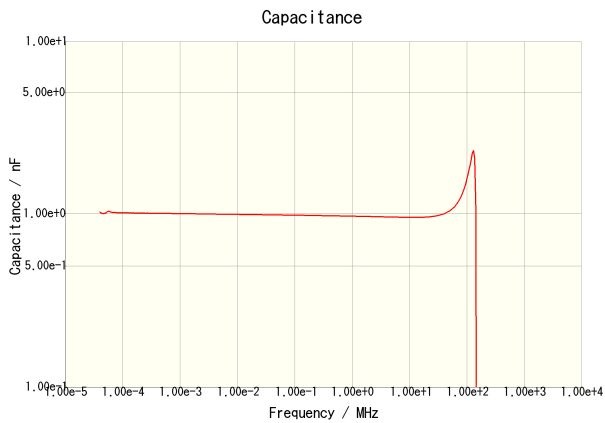
## Characteristic Graphs (This is reference data, and does not guarantee the product's characteristics.)



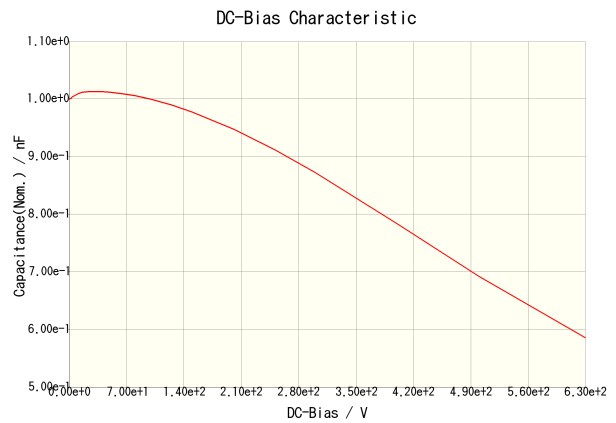
C3216X7R2J102K115AA



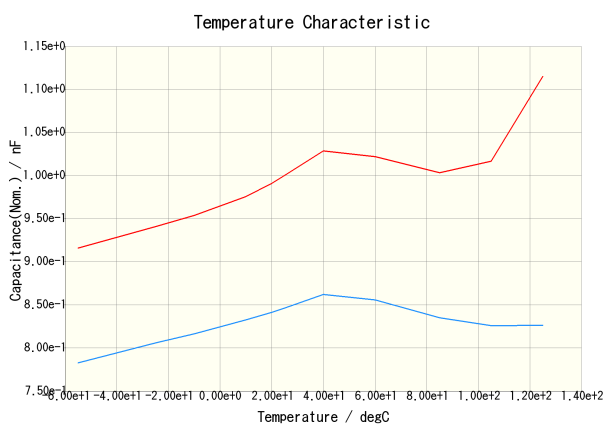
C3216X7R2J102K115AA



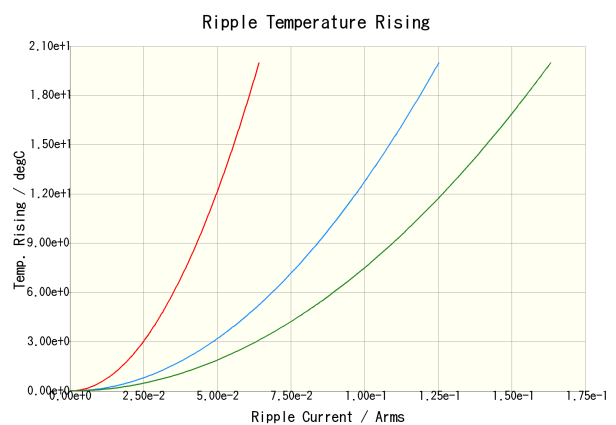
C3216X7R2J102K115AA



C3216X7R2J102K115AA



C3216X7R2J102K115AA(DC Bias = 0V) C3216X7R2J102K115AA(DC Bias = 315V)



C3216X7R2J102K115AA(100kHz) C3216X7R2J102K115AA(500kHz)  
C3216X7R2J102K115AA(1MHz)

•This PDF document was created based on the data listed on the TDK Corporation website.  
•All specifications are subject to change without notice.