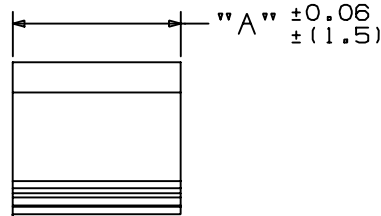



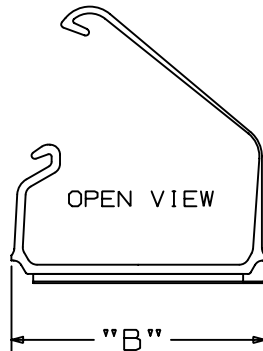
THIS COPY IS PROVIDED ON A RESTRICTED BASIS AND IS NOT TO BE USED IN ANY WAY DETRIMENTAL TO THE INTERESTS OF PANDUIT CORP.

PANDUIT PART NO. *	DIMENSIONS			WEIGHT lbs / 100 (grams) / pcs
	"A"	"B"	"C"	
LC10-A-__	1.00 (25.4)	1.51 (38.35)	0.84 (21.34)	1.02 (463)

CLOSED VIEW



ADHESIVE BACKING:  
PRESSURE SENSITIVE FOAM 0.04 (1.0) THICK  
WITH PROTECTIVE LINER. LINER TO EXTEND  
BEYOND EDGE TO FORM RELEASE TAB.



- NOTES:
- \* 1. SEE CURRENT PRICE SHEET FOR PART NUMBER SUFFIX DESIGNATION FOR PACKAGE SIZE AND COLOR.
  - 2. PART TO BE INSTALLED ON A CLEAN, DRY, SMOOTH GREASE FREE SURFACE.
  - 3. TO APPLY PART:
    - (A) REMOVE PROTECTIVE LINER.
    - (B) PLACE PART IN DESIRED LOCATION.
    - (C) APPLY PRESSURE TO FLAT SURFACE OF PART.

NO WARRANTY, EXPRESSED OR IMPLIED, IS MADE BY PANDUIT WITH RESPECT TO ADHESIVE BOND PERFORMANCE. AMONG OTHER THINGS, THE CONDITIONS UNDER WHICH THESE MOUNTS MAY BE APPLIED AND/OR THE SURFACE TO WHICH THEY MAY BE APPLIED ARE BEYOND PANDUIT'S CONTROL.

DIMENSIONS IN PARENTHESES ARE METRIC (mm).	
CAD FILENAME/LAYERS	G00239GQ_PB_LC10_00
<b>PANDUIT</b> CORP. TINLEY PARK, ILLINOIS	
LATCHING CLIP (LC10-A-__)	
UNLESS OTHERWISE SPECIFIED, DIMENSIONAL TOLERANCES ARE: (.X) ± (.XXX) ± 0.01 (.25) (.XX) ± 0.03 (.8) ANGLES ± 2°	UNLESS OTHERWISE SPECIFIED, ALL DIMENSIONS ARE GIVEN IN INCHES, THIRD ANGLE PROJECTION.
DRAWN BY JAD	MAT'L: RIGID PVC
DATE 7/19/00	SCALE 1 : 1
CHK'D	DRAWING NO. G00239GQ
	DWG SIZE A

REV	DATE	BY	CHK	DESCRIPTION	ECN	R	CUST	SUP
R	7/19/00			INITIAL RELEASE, WAS SS-17832	G00239GQ	R		