

Clip, 5 x 20 / 6.3 x 32 mm, UR

onlinecomponents.com
THE ONLINE DISTRIBUTOR OF ELECTRONIC COMPONENTS

Variant 2

600 VAC/DC · 16A (UL/CSA)

**Description**

- Through hole mounting
- Clip-material: bronze or brass
- Fuse block accepts 5x20 or 6.3x32 fuse-links

Standards

- IEC 60127-6
- UL 4248-1 / UL 512
- CSA C22.2 no. 39

Approvals

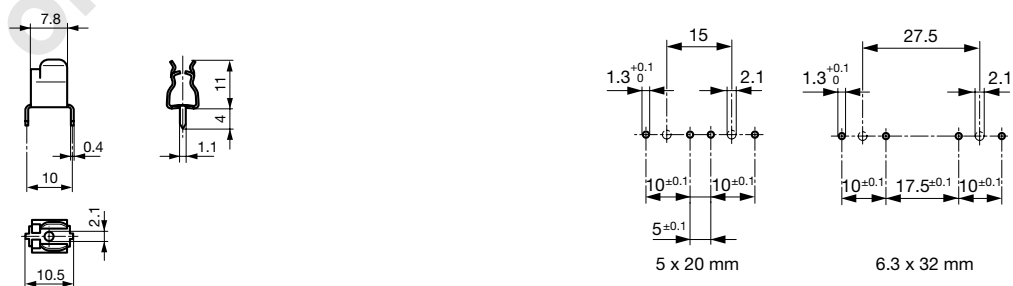
- UL File Number: E39328

Weblinks

[pdf-datasheet](#), [html-datasheet](#), [General Product Information](#), [Approvals](#), [RoHS](#), [CHINA-RoHS](#), [e-Shop](#), [SCHURTER-Stock-Check](#), [Distributor-Stock-Check](#), [Detailed request for product](#)

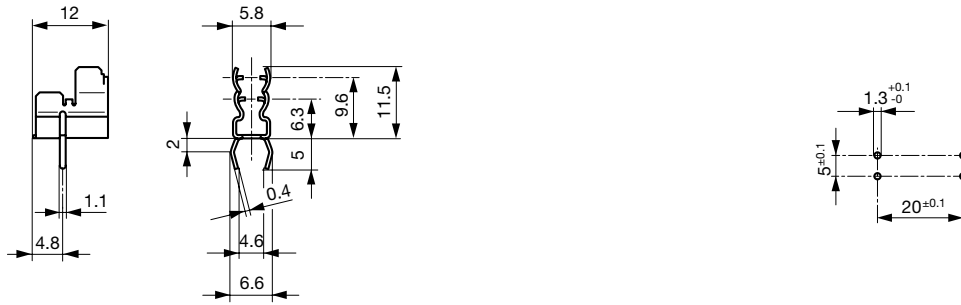
Technical Data

Fuse-Link	5 x 20 or 6.3 x 32 mm	Soldering Methods	Wave
Mounting	PCB	Solderability	235 °C / 2 sec acc. to IEC 60068-2-20, Test Ta, method 1
Terminal	Solder THT	Resistance to Soldering Heat	260 °C / 10 sec acc. to IEC 60068-2-20, Test Tb, method 1A
Rated Voltage	600VAC/DC	Contact Resistance	< 2.5 mΩ at 20 mV
Rated Current	16A (UL/CSA)		
Degree of Protection	IP 00		
Admissible Ambient Air Temp.	-40 °C to 85 °C		
Climatic Category	40/085/21 acc. to IEC 60068-1		
Material: Terminals	see variants		
Unit Weight (Socket/Cap)	0.98 g		
Storage Conditions	0 °C to 60 °C, max. 70% r.h.		
Product Marking	Approvals		

Dimensions

Variant 0751.0056

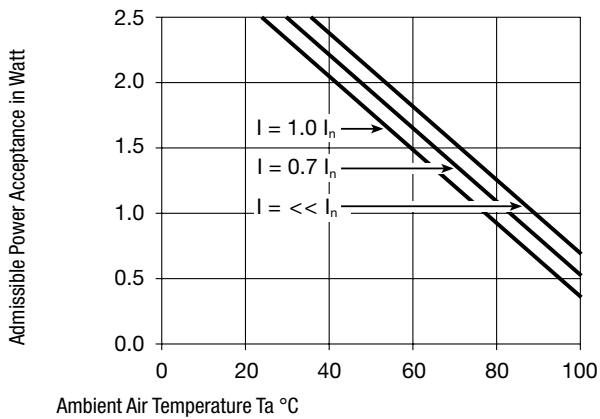
Drilling holes variant 0751.0056



Variant 2 0751.0099, 0751.0100, 0751.0141 and 0751.0142

Drilling diagram variant 2 0751.0099, 0751.0100, 0751.0141 and 0751.0142

Derating Curves



Variants

Clip	Terminal	Material: Terminals	Order Number
•	Straight	Tin-Plated Bronze	0751.0056
•	Kicked	Tin-Plated Bronze	0751.0099
•	Kicked	Tin-Plated Brass	0751.0100
•	Straight	Tin-Plated Bronze	0751.0141
•	Straight	Tin-Plated Brass	0751.0142

Packaging Unit Bulk (1000 pcs.)