

Clip, 5 x 20 mm, UR, Cover

onlinecomponents.com
THE ONLINE DISTRIBUTOR OF ELECTRONIC COMPONENTS

Variant 2

500 VAC/DC · 6.3 A (UL/CSA)

**Description**

- Clip-material: bronze or brass
- Optional covers, see accessories

Standards

- UL 4248-1 / UL 512


Approvals


- UL File Number: E39328

Weblinks

[pdf-datasheet](#), [html-datasheet](#), [General Product Information](#), [Approvals](#), [CE declaration of conformity](#), [RoHS](#), [CHINA-RoHS](#), [e-Shop](#), [SCHURTER-Stock-Check](#), [Distributor-Stock-Check](#), [Accessories](#), [Detailed request for product](#)

Technical Data

Fuse-Link	5 x 20 mm	Soldering Methods	Wave
Mounting	PCB	Solderability	235 °C / 2 sec acc. to IEC 60068-2-20, Test Ta, method 1
Terminal	Solder THT	Resistance to Soldering Heat	260 °C / 10 sec acc. to IEC 60068-2-20, Test Tb, method 1A
Rated Voltage	500VAC/DC		
Rated Current	6.3 A (UL/CSA)		
Degree of Protection	IP 00		
Admissible Ambient Air Temp.	-40 °C to 85 °C		
Climatic Category	40/085/21 acc. to IEC 60068-1		
Material: Terminals	see variants		
Unit Weight (Socket/Cap)	0.55 g		
Storage Conditions	0 °C to 60 °C, max. 70% r.h.		
Product Marking	 Approvals		

Dimensions

Variants 0751.0052 and 0751.0062

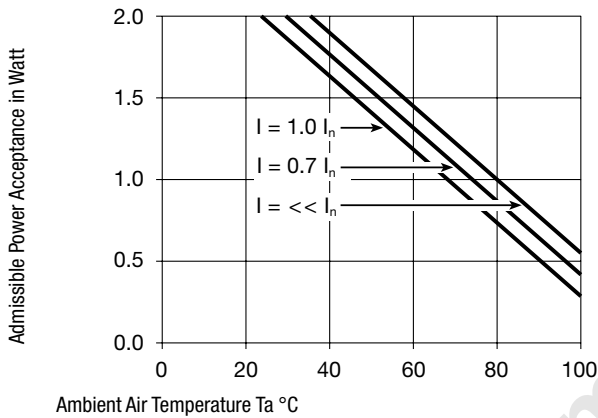
Drilling holes variants 0751.0052 and 0751.0062



Variants 2 0751.0110 and 0751.0231

Drilling Diagram variants 2 0751.0110 and 0751.0231

Derating Curves



Variants

Clip	Terminal	Material: Terminals	Order Number
•	Straight	Tin-Plated Bronze	0751.0052
•	Straight	Tin-Plated Brass	0751.0062
•	Kicked	Tin-Plated Brass	0751.0110
•	Kicked	Silver-Plated	0751.0231

Covers only for 0751.0052 and 0751.0062

Packaging Unit Bulk (1000 pcs.)

Accessories

Description



Cover OG, UHB, UH
Cover for Holder OG (Clip) 5x20, OG (Halter) 5x20, UH, UHB