

TSM-118-01-T-SV



(2,54 mm) .100"

SMT .025" SQ POST HEADER

Mates with:
SSW, SSQ, SSM, BSW,
ESW, ESQ, BCS, SLW,
CES, HLE, IDSS, IDSD,
SMSD, SMSS

SPECIFICATIONS

For complete specifications and recommended PCB layouts see www.samtec.com?TSM

Insulator Material:
Black Liquid
Crystal Polymer
Terminal Material:
Phosphor Bronze
Plating:
Au or Sn over
50µ" (1,27 µm) Ni
Operating Temp Range:
-55°C to +105°C with Tin;
-55°C to +125°C with Gold
Voltage Rating:
475 VAC -SV/-DV mated with
BCS or SSM
RoHS Compliant:
Yes
Lead-Free Solderable:
Yes
-DH/-SH Lead Coplanarity:
(0,15 mm) .006" max (02-36)
-DV/-SV Lead Coplanarity:
(0,10 mm) .004" max (02-05)
(0,13 mm) .005" max (06-10)
(0,15 mm) .006" max (11-36)

MATES	CURRENT RATING (PER PIN)
TSM/SSW	4.9 A
TSM/SSM	5.4 A
TSM/HLE	4.1 A
1 PIN POWERED PER ROW	

RECOGNITIONS

For complete scope of recognitions see www.samtec.com/quality



Note: Some lengths, styles and options are non-standard, non-returnable.

TSM	1	NO. PINS PER ROW	LEAD STYLE	PLATING OPTION	ROW OPTION
		02 thru 36		-F = Gold flash on post, Matte Tin on tail	
				-L = 10µ" (0,25 µm) Gold on post, Matte Tin on tail	
				-S = 30µ" (0,76 µm) Gold on post, Matte Tin on tail	
				-T = Matte Tin	

-01 = .230" (5,84 mm) Post Height (Mates with SSW, BCS, SSM, IDSS, IDSD)

-02 = .320" (8,13 mm) Post Height (Mates with SSM -DH)

-03 = .420" (10,67 mm) Post Height (For Bottom Mount & Pass Through)

-04 = .120" (3,05 mm) Post Height (Mates with SLW, CES, HLE)

-SV = Single Row Vertical Pin

(2,54) .100 x No. of positions

(2,54) .100

(0,64) .025 SQ

(1,14) .045 REF

Post Height

(3,81) .150

-DV = Double Row Vertical Pin

Edge Mount available. Call Samtec.

(2,54) .100 x No. of positions

(2,54) .100

(2,54) (5,08) .200

(0,64) .025 SQ

(1,14) .045 REF

Post Height

(3,81) .150

(2,54) .100

(2,79) .110

(1,58) .062 DIA (No. of positions -2) x (2,54) .100

-A Option

-LC Option

-SH = Single Row Horizontal Pin

(1,40) .055

(1,78) .070

(2,54) .100 x No. of positions

(3,05) .120

Optional Alignment Pin (-A)

(1,58) .062 DIA (2)

(No. of positions x (2,54) .100) - (5,08) .200

(0,64) .025 SQ

Post Height

(2,03) .080

-01 = (4,57) .180

-02, -03, -04 = (4,82) .190

-DH = Double Row Horizontal Pin (Style -01, -02 or -03 only)

(2,54) .100 x No. of positions

(2,54) .100

(6,10) .240

(1,78) .070

(1,40) .055

(1,58) .062 DIA (2)

(No. of positions x (2,54) .100) - (5,08) .200

(0,64) .025 SQ

Post Height

(3,68) .145

(2,54) .100


(7,87) .310

(1,16) .046

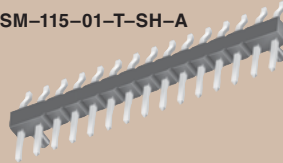
Due to technical progress, all designs, specifications and components are subject to change without notice.

WWW.SAMTEC.COM


TSM-118-01-L-DH



TSM-115-01-T-SH-A



TSM-110-01-T-DV



TSM SERIES

OTHER OPTIONS

-A

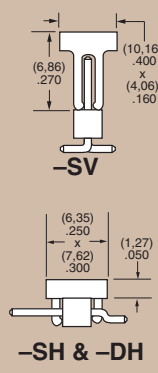
= Alignment Pin metal or plastic at Samtec discretion (Not available with -TM or -MT) (02 positions min.) (N/A with -LC)

-K

= (6,50 mm) .256" DIA Polyimide Film Pick & Place Pad (-SH: 4 positions minimum without -TR; 2 & 3 positions available with -TR) (-DH: 4 positions minimum without -TR)

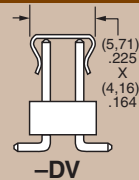
-P

= Plastic Pick & Place Pad (-DV: 4 positions minimum without -TR; 2 & 3 positions available with -TR) (-SH: 4 positions minimum without -TR; 2 & 3 positions available with -TR) (-DH: 5 positions minimum without -TR) (-SV: 4 positions minimum without -TR; 2 & 3 positions available with -TR)



-M

= Metal Pick & Place Pad (4 positions minimum without -TR) (2 & 3 positions available with -TR) Styles -01 & -04 only (N/A with -T plating)



-TR

= Tape & Reel Packaging -SV = 02-22 positions -DV = 02-28 positions -SH = 02-30 positions -DH = 02-29 positions N/A with -MT or -TM

TAPE & REEL AVAILABILITY
 No tooling charges.
 Minimum order is the lesser of a full reel quantity or 125 pieces.
 Order any quantity above minimum.
 In-house design, manufacture.
 Quick turn-around.
 Call Samtec for specifications and ordering information.

-LC

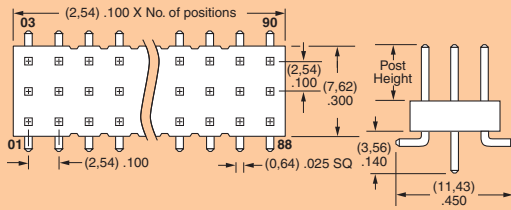
= Locking Clip (N/A with -TM) (3 positions min.) (N/A with -A) (Manual placement required)

-“XXX”
 = Polarized Position

-TM

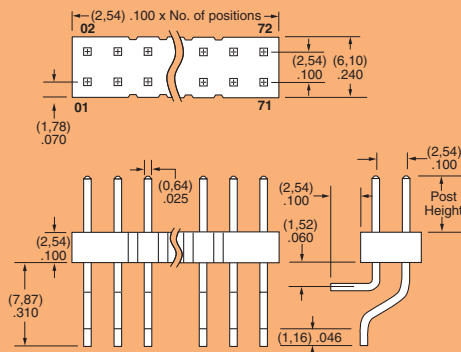
= Triple Row Vertical Mixed Technology (Style -01 only)

02 thru 30 positions only



-MT

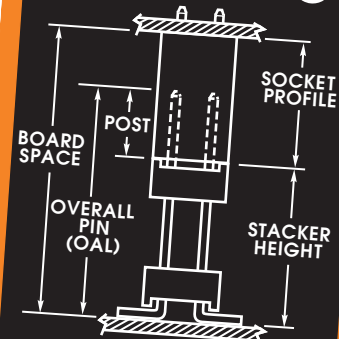
= Mixed Technology Pin (Style -01, -02 or -03 only)



ALSO AVAILABLE
 (MOQ Required)

- Edge Mount and Locking Clips for -SV
- Solder Locks for -DH and Shrouds for -DV
- Other platings
- Contact Samtec.

Board Stacking



Due to technical progress, all designs, specifications and components are subject to change without notice.

WWW.SAMTEC.COM