

File E61760(N)

59085 Vane Sensor Features and Benefits



Features

- Sensor and magnet contained in single housing
- Sensor operates when ferrous vane passes through slot
- Normally open, normally closed or change over options
- Choice of cable length and connector

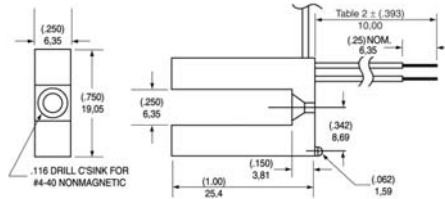
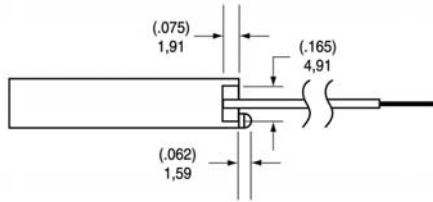
Benefits

- Quick and reliable single screw mounting with location feature
- No standby power requirement
- Hermetically sealed, magnetically operated contacts continue to operate long after optical and other technologies fail due to contamination

Applications

- Position and limit sensing
- Security system switch
- Linear actuators
- Industrial process control
- Shaft rotation sensing

DIMENSIONS (in) mm



SCHEMATICS	Switch Type
	1
	3
	4 & 5

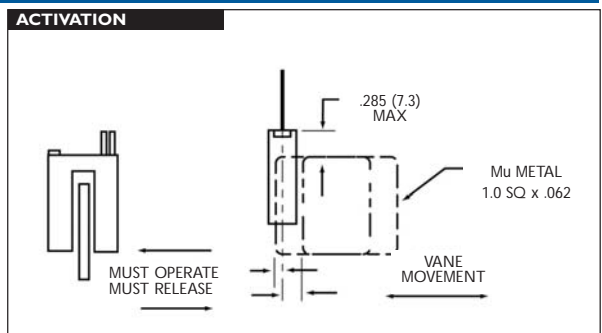
CUSTOMER OPTIONS - Switching Specifications

TABLE I			Normally Open	Change Over	Normally Closed	Normally Closed H.V.
Contact Type			1	3	4	5
Switch Type	Power	Watt - max.	5	5	10	10
Voltage	Switching	Vdc - max.	175	175	200	300
	Breakdown	Vdc - min.	200	200	250	450
Current	Switching	A - max.	0.25	0.25	0.5	0.5
	Carry	A - max.	1.5	1.5	1.2	1.5
Resistance	Contact, Initial	Ω - max.	0.2	0.2	0.2	0.2
	Insulation	Ω - min.	10 ⁹	10 ⁹	10 ¹⁰	10 ¹⁰
Capacitance	Contact	pF - typ.	0.3	0.3	0.3	0.2
Temperature	Operating	°C	-40 to +105	-40 to +105	-40 to +105	-20 to +105
	Storage	°C	-65 to +105	-65 to +105	-65 to +105	-65 to +105
Time	Operate	ms - max.	3.0	3.0	1.0	1.0
	Release	ms - max.	3.0	3.0	1.0	1.0
Shock	11ms 1/2 sine	G - max.	50	50	100	100
Vibration	50-2000 Hz	G - max.	30	30	30	30

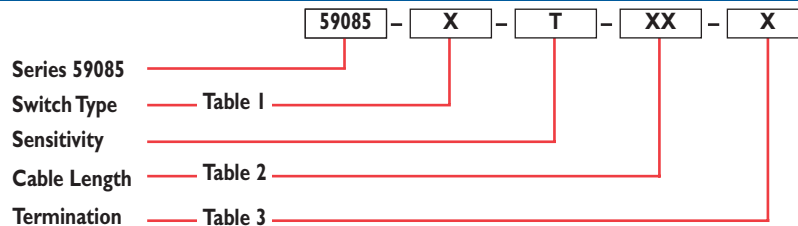
CUSTOMER OPTIONS - Cable Length and Termination Specification

TABLE 2	
Cable Type:- 24 AWG 7/32 PVC 105°C UL1430/UL1569	
Standard Lengths	
SELECT OPTION	CABLE LENGTH (in) mm
01	(3,94) 100
02	(11,81) 300
03	(19,69) 500
04	(29,53) 750
05	(39,37) 1000

TABLE 3		
Termination Options:-		
SELECT OPTION	DESCRIPTION (2 WIRE VERSIONS ILLUSTRATED)	
A or F	Tinned or untinned leads	
C	6.35mm fastons	
D	AMP MTE 2.54mm pitch	
E	JST XHP 2.5mm pitch	



ORDERING INFORMATION



Hamlin USA Tel: +1 920 648 3000 • Fax: +1 920 648 3001 • Email: sales.us@hamlin.com
Hamlin UK Tel: +44 (0)1379 649700 • Fax: +44 (0)1379 649702 • Email: sales.uk@hamlin.com
Hamlin Germany Tel: +49 (0) 6181 953660 • Fax: +49 (0) 6181 953666 • Email: sales.de@hamlin.com
Hamectrol France Tel: +33 (0) 1 4687 0202 • Fax: +33 (0) 1 4686 6786 • Email: sales.fr@hamlin.com

DETAILS PROVIDED ON THIS DATA SHEET ARE PROVIDED FOR INFORMATION PURPOSES ONLY AND SHOULD NOT BE RELIED UPON AS BEING ACCURATE FOR ANY PARTICULAR PURPOSE. Product performance may be affected by the application to which the product is put. Upon request, HAMLIN will assist purchasers by providing information specific to any particular application. HAMLIN disclaims any and all liability whatsoever for any purchaser's reliance upon the information contained on this data sheet without further consultation with authorised representatives of HAMLIN.

Mouser Electronics

Authorized Distributor

Click to View Pricing, Inventory, Delivery & Lifecycle Information:

[Hamlin:](#)

[59085-010](#)

[Littelfuse:](#)

[59085-040](#)