



MULTILAYER CERAMIC CHIP CAPACITORS



CGJ Series High Reliability Grade General (Up to 50V)

Type:

CGJ2 [EIA CC0402]
CGJ3 [EIA CC0603]
CGJ4 [EIA CC0805]
CGJ5 [EIA CC1206]
CGJ6 [EIA CC1210]

Issue date:
Dec 2014



REMINDERS

Please read before using this product

SAFETY REMINDERS



REMINDERS

1. If you intend to use a product listed in this catalog for a purpose that may cause loss of life or other damage, you must contact our company's sales window.
2. We may modify products or discontinue production of a product listed in this catalog without prior notification.
3. We provide "Delivery Specification" that explain precautions for the specifications and safety of each product listed in this catalog. We strongly recommend that you exchange these delivery specifications with customers that use one of these products.
4. If you plan to export a product listed in this catalog, keep in mind that it may be a restricted item according to the "Foreign Exchange and Foreign Trade Control Law". In such cases, it is necessary to acquire export permission in harmony with this law.
5. Any reproduction or transferring of the contents of this catalog is prohibited without prior permission from our company.
6. We are not responsible for problems that occur related to the intellectual property rights or other rights of our company or a third party when you use a product listed in this catalog. We do not grant license of these rights.
7. This catalog only applies to products purchased through our company or one of our company's official agencies. This catalog does not apply to products that are purchased through other third parties.

Notice: Effective January 2013, TDK will use a new catalog number which adds product thickness and packaging specification detail. This new catalog number should be referenced on all catalog orders going forward, and is not applicable for OEM part number orders. Please be aware the last five digits of the catalog number will differ from the item description (internal control number) on the product label. Contact your local TDK Sales representative for more information.

(Example)

Catalog Issued date	Catalog Number	Item Description (On Delivery Label)
Prior to January 2013	C1608C0G1E103J	C1608C0G1E103JT000N
January 2013 and Later	C1608C0G1E103J080AA	C1608C0G1E103JT000N



CGJ Series General (Up to 50V)

Type: CGJ2 [EIA CC0402], CGJ3 [EIA CC0603], CGJ4 [EIA CC0805], CGJ5 [EIA CC1206], CGJ6 [EIA CC1210]

Features



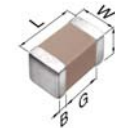
- Highly reliable products with long lifespans.
- Reliability tests based on MIL-STD requirements.
- Guaranteed TC Bias.
- Sigma Report (enhanced certificate of compliance) is provided for each CGJ lot.
- UHF (Ultra High Frequency) RFID tag to allow integration with customer RFID programs such as inventory management.
- Tamper proof seal to assist in the identification of authentic TDK CGJ products.
- CGJ customer priority backed by TDK factory support.

Applications



- Smart Meter, Smart Grid, LED Lighting
- Industrial Application, Telecom Base Station
- Solar Micro-inverters, Charging station
- Military Communication Equipment
- Class 1 & 2 Medical Equipment
- Applications that require extended life performance

Shape & Dimensions



L	Body Length
W	Body Width
T	Body Height
B	Terminal Width
G	Terminal Spacing



Catalog Number
Construction

CGJ • 5 • L • 2 • X7R • 1A • 106 • K • 160 • A • A

Series Name

Dimensions L x W (mm)

Code	Length	Width	Terminal
2	1.00 ± 0.05	0.50 ± 0.05	0.10 min.
3	1.60 ± 0.10	0.80 ± 0.10	0.20 min.
4	2.00 ± 0.20	1.25 ± 0.20	0.20 min.
5	3.20 ± 0.20	1.60 ± 0.20	0.20 min.
6	3.20 ± 0.40	2.50 ± 0.30	0.20 min.

Thickness T Code (mm)

Code	Thickness
B	0.50 mm
C	0.60 mm
E	0.80 mm
F	0.85 mm
H	1.15 mm
J	1.25 mm
L	1.60 mm

Voltage Condition for Life Test

Symbol	Condition
1	1 x R.V.
2	2 x R.V.
3	1.5 x R.V.
4	1.2 x R.V.

Temperature Characteristics

Temperature Characteristics	Temperature Coefficient or Capacitance Change	Temperature Range
C0G	0±30 ppm/°C	-55 to +125°C
X7R	±15%	-55 to +125°C
X7S	± 22%	-55 to +125°C

Rated Voltage (DC)

Code	Voltage (DC)
0J	6.3V
1A	10V
1C	16V
1E	25V
1H	50V

Nominal Capacitance (pF)

The capacitance is expressed in three digit codes and in units of pico Farads (pF). The first and second digits identify the first and second significant figures of the capacitance. The third digit identifies the multiplier. R designates a decimal point.

Ex. 0R2 = 0.2pF; 103 = 10,000pF; 105 = 1,000,000pF = 1,000nF = 1µF

Capacitance Tolerance

Code	Tolerance
C	± 0.25 pF
D	± 0.5 pF
J	± 5%
K	± 10%

Nominal Thickness

Code	Thickness
050	0.50 mm
060	0.60 mm
080	0.80 mm
085	0.85 mm
115	1.15 mm
125	1.25 mm
160	1.60 mm
200	2.00 mm
230	2.30 mm
250	2.50 mm

Packaging Style

Code	Style
A	178 mm Reel, 4 mm Pitch
B	178 mm Reel, 2 mm Pitch

Special Reserved Code

Code	Description
A	TDK Internal Code



Capacitance Range Chart

CGJ2(1005) [EIA CC0402]

Capacitance Range Chart

Temperature Characteristics: C0G ($0 \pm 30\text{ppm}/^\circ\text{C}$), X7R ($\pm 15\%$)

Rated Voltage: 50V (1H), 25V (1E), 16V (1C)

Capacitance (pF)	Code	Tolerance	C0G		X7R	
			1H (50V)	1H (50V)	1E (25V)	1C (16V)
1	010	C : $\pm 0.25\text{pF}$ D : $\pm 0.5\text{pF}$	■			
1.5	1R5					
2	020	J : $\pm 5\%$ K : $\pm 10\%$				
2.2	2R2					
3	030					
3.3	3R3					
4	040					
4.7	4R7					
5	050					
6	060					
6.8	6R8					
7	070					
8	080					
9	090					
10	100					
12	120					
15	150					
18	180					
22	220					
27	270					
33	330					
39	390					
47	470					
56	560					
68	680					
82	820					
100	101					
120	121					
150	151					
180	181					
220	221					
270	271					
330	331					
390	391					
470	471					
560	561					
680	681					
820	821					
1,000	102			■	■	
1,500	152			■	■	
2,200	222			■	■	
3,300	332			■	■	
4,700	472			■	■	
6,800	682			■	■	
10,000	103			■	■	
15,000	153			■	■	
22,000	223			■	■	
33,000	333			■	■	
47,000	473			■	■	
68,000	683			■	■	
100,000	104			■	■	

Standard Thickness
 0.50 mm



Capacitance Range Chart

CGJ3(1608) [EIA CC0603]

Capacitance Range Chart

Temperature Characteristics: C0G ($0 \pm 30\text{ppm}/^\circ\text{C}$), X7R ($\pm 15\%$)
 Rated Voltage: 50V (1H), 25V (1E), 16V (1C), 10V (1A), 6.3V (0J)

Capacitance (pF)	Code	Tolerance	C0G		X7R				
			1H (50V)	1H (50V)	1E (25V)	1C (16V)	1A (10V)	0J (6.3V)	
1	010	C: $\pm 0.25\text{pF}$ D: $\pm 0.5\text{pF}$ J: $\pm 5\%$ K: $\pm 10\%$	█						
1.5	1R5								
2	020								
2.2	2R2								
3	030								
3.3	3R3								
4	040								
4.7	4R7								
5	050								
6	060								
6.8	6R8								
7	070								
8	080								
9	090								
10	100								
12	120								
15	150								
18	180								
22	220								
27	270								
33	330								
39	390								
47	470								
56	560								
68	680								
82	820								
100	101								
120	121								
150	151								
180	181								
220	221								
270	271								
330	331								
390	391								
470	471								
560	561								
680	681								
820	821								
1,000	102								
1,200	122								
1,500	152								
1,800	182								
2,200	222								
2,700	272								
3,300	332								
3,900	392								
4,700	472								
5,600	562								
6,800	682								
8,200	822								
10,000	103			█	█	█			
15,000	153								
22,000	223								
33,000	333								
47,000	473								
68,000	683								
100,000	104								
150,000	154								
220,000	224								
330,000	334								
470,000	474								
680,000	684								
1,000,000	105					█	█		
1,500,000	155								
2,200,000	225								

Standard Thickness
 0.80 mm



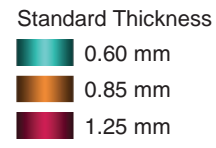
Capacitance Range Chart

CGJ4(2012) [EIA CC0805]

Capacitance Range Chart

Temperature Characteristics: C0G ($0 \pm 30\text{ppm}/^\circ\text{C}$), X7R ($\pm 15\%$)
 Rated Voltage: 50V (1H), 25V (1E), 16V (1C), 10V (1A), 6.3V (0J)

Capacitance (pF)	Code	Tolerance	C0G		X7R				
			1H (50V)	1H (50V)	1E (25V)	1C (16V)	1A (10V)	0J (6.3V)	
100	101	J: $\pm 5\%$ K: $\pm 10\%$	0.60 mm						
120	121								
150	151								
180	181								
220	221								
270	271								
330	331								
390	391								
470	471								
560	561								
680	681								
820	821								
1,000	102								
1,200	122								
1,500	152								
1,800	182								
2,200	222								
2,700	272								
3,300	332								
3,900	392								
4,700	472								
5,600	562								
6,800	682								
8,200	822								
10,000	103		0.85 mm						
15,000	153		1.25 mm						
22,000	223								
33,000	333			1.25 mm	1.25 mm	1.25 mm			
47,000	473								
68,000	683								
100,000	104								
150,000	154								
220,000	224								
330,000	334								
470,000	474								
680,000	684								
1,000,000	105								
1,500,000	155								
2,200,000	225								
3,300,000	335								
4,700,000	475								
6,800,000	685								
10,000,000	106							1.25 mm	



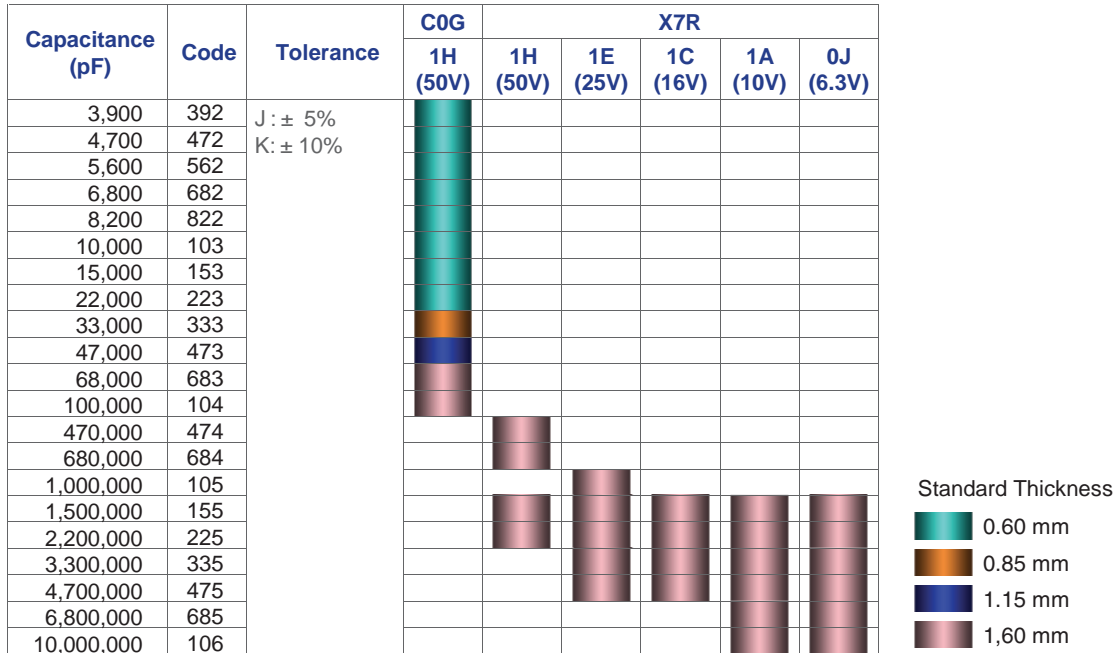


Capacitance Range Chart

CGJ5(3216) [EIA CC1206]

Capacitance Range Chart

Temperature Characteristics: C0G ($0 \pm 30\text{ppm}/^\circ\text{C}$), X7R ($\pm 15\%$)
 Rated Voltage: 50V (1H), 25V (1E), 16V (1C), 10V (1A), 6.3V (0J)

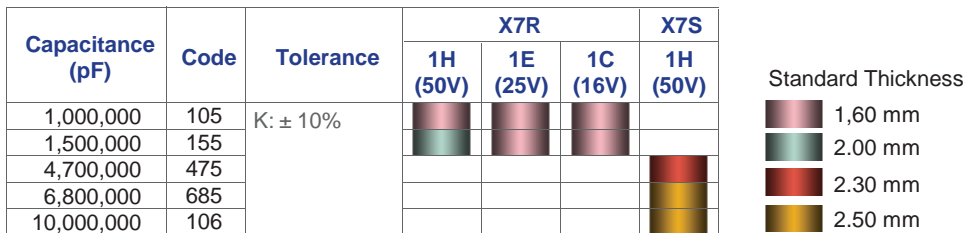


Capacitance Range Chart

CGJ6(3225) [EIA CC1210]

Capacitance Range Chart

Temperature Characteristics: X7R ($\pm 15\%$), X7S ($\pm 22\%$)
 Rated Voltage: 50V (1H), 25V (1E), 16V (1C)





Capacitance Range Table

Class 1 (Temperature Compensating)

Temperature Characteristics: C0G (-55 to +125°C, 0±30 ppm/°C)

Capacitance	Size	Thickness (mm)	Capacitance Tolerance	Catalog Number			
				Rated Voltage Edc: 50V	Rated Voltage Edc: 25V	Rated Voltage Edc: 16V	Rated Voltage Edc: 10V
1 pF	1005	0.50 ± 0.05	± 0.25pF	CGJ2B2C0G1H010C050BA			
	1608	0.80 ± 0.10	± 0.25pF	CGJ3E2C0G1H010C080AA			
1.5 pF	1005	0.50 ± 0.05	± 0.25pF	CGJ2B2C0G1H11R5C050BA			
	1608	0.80 ± 0.10	± 0.25pF	CGJ3E2C0G1H11R5C080AA			
2 pF	1005	0.50 ± 0.05	± 0.25pF	CGJ2B2C0G1H020C050BA			
	1608	0.80 ± 0.10	± 0.25pF	CGJ3E2C0G1H020C080AA			
2.2 pF	1005	0.50 ± 0.05	± 0.25pF	CGJ2B2C0G1H2R2C050BA			
	1608	0.80 ± 0.10	± 0.25pF	CGJ3E2C0G1H2R2C080AA			
3 pF	1005	0.50 ± 0.05	± 0.25pF	CGJ2B2C0G1H030C050BA			
	1608	0.80 ± 0.10	± 0.25pF	CGJ3E2C0G1H030C080AA			
3.3 pF	1005	0.50 ± 0.05	± 0.25pF	CGJ2B2C0G1H3R3C050BA			
	1608	0.80 ± 0.10	± 0.25pF	CGJ3E2C0G1H3R3C080AA			
4 pF	1005	0.50 ± 0.05	± 0.25pF	CGJ2B2C0G1H040C050BA			
	1608	0.80 ± 0.10	± 0.25pF	CGJ3E2C0G1H040C080AA			
4.7 pF	1005	0.50 ± 0.05	± 0.25pF	CGJ2B2C0G1H4R7C050BA			
	1608	0.80 ± 0.10	± 0.25pF	CGJ3E2C0G1H4R7C080AA			
5 pF	1005	0.50 ± 0.05	± 0.25pF	CGJ2B2C0G1H050C050BA			
	1608	0.80 ± 0.10	± 0.25pF	CGJ3E2C0G1H050C080AA			
6 pF	1005	0.50 ± 0.05	± 0.5pF	CGJ2B2C0G1H060D050BA			
	1608	0.80 ± 0.10	± 0.5pF	CGJ3E2C0G1H060D080AA			
6.8 pF	1005	0.50 ± 0.05	± 0.5pF	CGJ2B2C0G1H6R8D050BA			
	1608	0.80 ± 0.10	± 0.5pF	CGJ3E2C0G1H6R8D080AA			
7 pF	1005	0.50 ± 0.05	± 0.5pF	CGJ2B2C0G1H070D050BA			
	1608	0.80 ± 0.10	± 0.5pF	CGJ3E2C0G1H070D080AA			
8 pF	1005	0.50 ± 0.05	± 0.5pF	CGJ2B2C0G1H080D050BA			
	1608	0.80 ± 0.10	± 0.5pF	CGJ3E2C0G1H080D080AA			
9 pF	1005	0.50 ± 0.05	± 0.5pF	CGJ2B2C0G1H090D050BA			
	1608	0.80 ± 0.10	± 0.5pF	CGJ3E2C0G1H090D080AA			
10 pF	1005	0.50 ± 0.05	± 0.5pF	CGJ2B2C0G1H100D050BA			
	1608	0.80 ± 0.10	± 0.5pF	CGJ3E2C0G1H100D080AA			
12 pF	1005	0.50 ± 0.05	± 5pF	CGJ2B2C0G1H120J050BA			
	1608	0.80 ± 0.10	± 5pF	CGJ3E2C0G1H120J080AA			
15 pF	1005	0.50 ± 0.05	± 5pF	CGJ2B2C0G1H150J050BA			
	1608	0.80 ± 0.10	± 5pF	CGJ3E2C0G1H150J080AA			
18 pF	1005	0.50 ± 0.05	± 5pF	CGJ2B2C0G1H180J050BA			
	1608	0.80 ± 0.10	± 5pF	CGJ3E2C0G1H180J080AA			
22 pF	1005	0.50 ± 0.05	± 5pF	CGJ2B2C0G1H220J050BA			
	1608	0.80 ± 0.10	± 5pF	CGJ3E2C0G1H220J080AA			
27 pF	1005	0.50 ± 0.05	± 5pF	CGJ2B2C0G1H270J050BA			
	1608	0.80 ± 0.10	± 5pF	CGJ3E2C0G1H270J080AA			
33 pF	1005	0.50 ± 0.05	± 5pF	CGJ2B2C0G1H330J050BA			
	1608	0.80 ± 0.10	± 5pF	CGJ3E2C0G1H330J080AA			
39 pF	1005	0.50 ± 0.05	± 5pF	CGJ2B2C0G1H390J050BA			
	1608	0.80 ± 0.10	± 5pF	CGJ3E2C0G1H390J080AA			
47 pF	1005	0.50 ± 0.05	± 5pF	CGJ2B2C0G1H470J050BA			
	1608	0.80 ± 0.10	± 5pF	CGJ3E2C0G1H470J080AA			
56 pF	1005	0.50 ± 0.05	± 5pF	CGJ2B2C0G1H560J050BA			
	1608	0.80 ± 0.10	± 5pF	CGJ3E2C0G1H560J080AA			
68 pF	1005	0.50 ± 0.05	± 5pF	CGJ2B2C0G1H680J050BA			
	1608	0.80 ± 0.10	± 5pF	CGJ3E2C0G1H680J080AA			
82 pF	1005	0.50 ± 0.05	± 5pF	CGJ2B2C0G1H820J050BA			
	1608	0.80 ± 0.10	± 5pF	CGJ3E2C0G1H820J080AA			
100 pF	1005	0.50 ± 0.05	± 5%	CGJ2B2C0G1H101J050BA			
	1608	0.80 ± 0.10	± 5%	CGJ3E2C0G1H101J080AA			
	2012	0.60 ± 0.15	± 5%	CGJ4C2C0G1H101J060AA			
120 pF	1005	0.50 ± 0.05	± 5%	CGJ2B2C0G1H121J050BA			
	1608	0.80 ± 0.10	± 5%	CGJ3E2C0G1H121J080AA			
	2012	0.60 ± 0.15	± 5%	CGJ4C2C0G1H121J060AA			
150 pF	1005	0.50 ± 0.05	± 5%	CGJ2B2C0G1H151J050BA			
	1608	0.80 ± 0.10	± 5%	CGJ3E2C0G1H151J080AA			
	2012	0.60 ± 0.15	± 5%	CGJ4C2C0G1H151J060AA			



Capacitance Range Table

Class 1 (Temperature Compensating)

Temperature Characteristics: C0G (-55 to +125°C, 0±30 ppm/°C)

Capacitance	Size	Thickness (mm)	Capacitance Tolerance	Catalog Number			
				Rated Voltage Edc: 50V	Rated Voltage Edc: 25V	Rated Voltage Edc: 16V	Rated Voltage Edc: 10V
180 pF	1005	0.50 ± 0.05	± 5%	CGJ2B2C0G1H181J050BA			
	1608	0.80 ± 0.10	± 5%	CGJ3E2C0G1H181J080AA			
	2012	0.60 ± 0.15	± 5%	CGJ4C2C0G1H181J060AA			
220 pF	1005	0.50 ± 0.05	± 5%	CGJ2B2C0G1H221J050BA			
	1608	0.80 ± 0.10	± 5%	CGJ3E2C0G1H221J080AA			
	2012	0.60 ± 0.15	± 5%	CGJ4C2C0G1H221J060AA			
270 pF	1005	0.50 ± 0.05	± 5%	CGJ2B2C0G1H271J050BA			
	1608	0.80 ± 0.10	± 5%	CGJ3E2C0G1H271J080AA			
	2012	0.60 ± 0.15	± 5%	CGJ4C2C0G1H271J060AA			
330 pF	1005	0.50 ± 0.05	± 5%	CGJ2B2C0G1H331J050BA			
	1608	0.80 ± 0.10	± 5%	CGJ3E2C0G1H331J080AA			
	2012	0.60 ± 0.15	± 5%	CGJ4C2C0G1H331J060AA			
390 pF	1005	0.50 ± 0.05	± 5%	CGJ2B2C0G1H391J050BA			
	1608	0.80 ± 0.10	± 5%	CGJ3E2C0G1H391J080AA			
	2012	0.60 ± 0.15	± 5%	CGJ4C2C0G1H391J060AA			
470 pF	1005	0.50 ± 0.05	± 5%	CGJ2B2C0G1H471J050BA			
	1608	0.80 ± 0.10	± 5%	CGJ3E2C0G1H471J080AA			
	2012	0.60 ± 0.15	± 5%	CGJ4C2C0G1H471J060AA			
560 pF	1005	0.50 ± 0.05	± 5%	CGJ2B2C0G1H561J050BA			
	1608	0.80 ± 0.10	± 5%	CGJ3E2C0G1H561J080AA			
	2012	0.60 ± 0.15	± 5%	CGJ4C2C0G1H561J060AA			
680 pF	1005	0.50 ± 0.05	± 5%	CGJ2B2C0G1H681J050BA			
	1608	0.80 ± 0.10	± 5%	CGJ3E2C0G1H681J080AA			
	2012	0.60 ± 0.15	± 5%	CGJ4C2C0G1H681J060AA			
820 pF	1005	0.50 ± 0.05	± 5%	CGJ2B2C0G1H821J050BA			
	1608	0.80 ± 0.10	± 5%	CGJ3E2C0G1H821J080AA			
	2012	0.60 ± 0.15	± 5%	CGJ4C2C0G1H821J060AA			
1 nF	1005	0.50 ± 0.05	± 5%	CGJ2B2C0G1H102J050BA			
	1608	0.80 ± 0.10	± 5%	CGJ3E2C0G1H102J080AA			
	2012	0.60 ± 0.15	± 5%	CGJ4C2C0G1H102J060AA			
1.2 nF	1608	0.80 ± 0.10	± 5%	CGJ3E2C0G1H122J080AA			
	2012	0.60 ± 0.15	± 5%	CGJ4C2C0G1H122J060AA			
1.5 nF	1608	0.80 ± 0.10	± 5%	CGJ3E2C0G1H152J080AA			
	2012	0.60 ± 0.15	± 5%	CGJ4C2C0G1H152J060AA			
1.8 nF	1608	0.80 ± 0.10	± 5%	CGJ3E2C0G1H182J080AA			
	2012	0.60 ± 0.15	± 5%	CGJ4C2C0G1H182J060AA			
2.2 nF	1608	0.80 ± 0.10	± 5%	CGJ3E2C0G1H222J080AA			
	2012	0.60 ± 0.15	± 5%	CGJ4C2C0G1H222J060AA			
2.7 nF	1608	0.80 ± 0.10	± 5%	CGJ3E2C0G1H272J080AA			
	2012	0.60 ± 0.15	± 5%	CGJ4C2C0G1H272J060AA			
3.3 nF	1608	0.80 ± 0.10	± 5%	CGJ3E2C0G1H332J080AA			
	2012	0.60 ± 0.15	± 5%	CGJ4C2C0G1H332J060AA			
3.9 nF	1608	0.80 ± 0.10	± 5%	CGJ3E2C0G1H392J080AA			
	2012	0.60 ± 0.15	± 5%	CGJ4C2C0G1H392J060AA			
4.7 nF	3216	0.60 ± 0.15	± 5%	CGJ5C2C0G1H392J060AA			
	1608	0.80 ± 0.10	± 5%	CGJ3E2C0G1H472J080AA			
	2012	0.60 ± 0.15	± 5%	CGJ4C2C0G1H472J060AA			
5.6 nF	3216	0.60 ± 0.15	± 5%	CGJ5C2C0G1H472J060AA			
	1608	0.80 ± 0.10	± 5%	CGJ3E2C0G1H562J080AA			
	2012	0.60 ± 0.15	± 5%	CGJ4C2C0G1H562J060AA			
6.8 nF	3216	0.60 ± 0.15	± 5%	CGJ5C2C0G1H562J060AA			
	1608	0.80 ± 0.10	± 5%	CGJ3E2C0G1H682J080AA			
	2012	0.60 ± 0.15	± 5%	CGJ4C2C0G1H682J060AA			
8.2 nF	3216	0.60 ± 0.15	± 5%	CGJ5C2C0G1H682J060AA			
	1608	0.80 ± 0.10	± 5%	CGJ3E2C0G1H822J080AA			
	2012	0.60 ± 0.15	± 5%	CGJ4C2C0G1H822J060AA			
10 nF	3216	0.60 ± 0.15	± 5%	CGJ5C2C0G1H822J060AA			
	1608	0.80 ± 0.10	± 5%	CGJ3E2C0G1H103J080AA			
	2012	0.60 ± 0.15	± 5%	CGJ4C2C0G1H103J060AA			
				CGJ5C2C0G1H103J060AA			



Capacitance Range Table

Class 1 (Temperature Compensating)

Temperature Characteristics: C0G (-55 to +125°C, 0±30 ppm/°C)

Capacitance	Size	Thickness (mm)	Capacitance Tolerance	Catalog Number			
				Rated Voltage Edc: 50V	Rated Voltage Edc: 25V	Rated Voltage Edc: 16V	Rated Voltage Edc: 10V
15 nF	2012	0.85 ± 0.15	± 5%	CGJ4F2C0G1H153J085AA			
	3216	0.60 ± 0.15	± 5%	CGJ5C2C0G1H153J060AA			
22 nF	2012	1.25 ± 0.20	± 5%	CGJ4J2C0G1H223J125AA			
	3216	0.60 ± 0.15	± 5%	CGJ5C2C0G1H223J060AA			
33 nF	2012	1.25 ± 0.20	± 5%	CGJ4J2C0G1H333J125AA			
	3216	0.85 ± 0.15	± 5%	CGJ5F2C0G1H333J085AA			
47 nF	3216	1.15 ± 0.15	± 5%	CGJ5H2C0G1H473J115AA			
68 nF	3216	1.60 ± 0.20	± 5%	CGJ5L2C0G1H683J160AA			
100 nF	3216	1.60 ± 0.20	± 5%	CGJ5L2C0G1H104J160AA			

Class 2 (Temperature Stable)

Temperature Characteristics: X7R (-55 to +125°C, ±15%)

Capacitance	Size	Thickness (mm)	Capacitance Tolerance	Catalog Number			
				Rated Voltage Edc: 50V	Rated Voltage Edc: 25V	Rated Voltage Edc: 16V	Rated Voltage Edc: 10V
1 nF	1005	0.50 ± 0.05	± 10%	CGJ2B2X7R1H102K050BA	CGJ2B2X7R1E102K050BA	CGJ2B2X7R1C102K050BA	
1.5 nF	1005	0.50 ± 0.05	± 10%	CGJ2B2X7R1H152K050BA	CGJ2B2X7R1E152K050BA	CGJ2B2X7R1C152K050BA	
2.2 nF	1005	0.50 ± 0.05	± 10%	CGJ2B2X7R1H222K050BA	CGJ2B2X7R1E222K050BA	CGJ2B2X7R1C222K050BA	
3.3 nF	1005	0.50 ± 0.05	± 10%	CGJ2B2X7R1H332K050BA	CGJ2B2X7R1E332K050BA	CGJ2B2X7R1C332K050BA	
4.7 nF	1005	0.50 ± 0.05	± 10%	CGJ2B2X7R1H472K050BA	CGJ2B2X7R1E472K050BA	CGJ2B2X7R1C472K050BA	
6.8 nF	1005	0.50 ± 0.05	± 10%	CGJ2B2X7R1H682K050BA	CGJ2B2X7R1E682K050BA	CGJ2B2X7R1C682K050BA	
10 nF	1005	0.50 ± 0.05	± 10%	CGJ2B3X7R1H103K050BB	CGJ2B2X7R1E103K050BA	CGJ2B2X7R1C103K050BA	
	1608	0.80 ± 0.10	± 10%	CGJ3E2X7R1H103K080AA	CGJ3E2X7R1E103K080AA	CGJ3E2X7R1C103K080AA	
15 nF	1005	0.50 ± 0.05	± 10%	CGJ2B3X7R1H153K050BB	CGJ2B2X7R1E153K050BA	CGJ2B2X7R1C153K050BA	
	1608	0.80 ± 0.10	± 10%	CGJ3E2X7R1H153K080AA	CGJ3E2X7R1E153K080AA	CGJ3E2X7R1C153K080AA	
22 nF	1005	0.50 ± 0.05	± 10%	CGJ2B3X7R1H223K050BB	CGJ2B2X7R1E223K050BA	CGJ2B2X7R1C223K050BA	
	1608	0.80 ± 0.10	± 10%	CGJ3E2X7R1H223K080AA	CGJ3E2X7R1E223K080AA	CGJ3E2X7R1C223K080AA	
33 nF	1005	0.50 ± 0.05	± 10%	CGJ2B3X7R1H333K050BB	CGJ2B2X7R1E333K050BA	CGJ2B2X7R1C333K050BA	
	1608	0.80 ± 0.10	± 10%	CGJ3E2X7R1H333K080AA	CGJ3E2X7R1E333K080AA	CGJ3E2X7R1C333K080AA	
47 nF	2012	1.25 ± 0.20	± 10%	CGJ4J2X7R1H333K125AA	CGJ4J2X7R1E333K125AA	CGJ4J2X7R1C333K125AA	
	1005	0.50 ± 0.05	± 10%	CGJ2B3X7R1H473K050BB	CGJ2B2X7R1E473K050BA	CGJ2B2X7R1C473K050BA	
	1608	0.80 ± 0.10	± 10%	CGJ3E2X7R1H473K080AA	CGJ3E2X7R1E473K080AA	CGJ3E2X7R1C473K080AA	
68 nF	2012	1.25 ± 0.20	± 10%	CGJ4J2X7R1H473K125AA	CGJ4J2X7R1E473K125AA	CGJ4J2X7R1C473K125AA	
	1005	0.50 ± 0.05	± 10%		CGJ2B3X7R1E683K050BB	CGJ2B2X7R1C683K050BA	
	1608	0.80 ± 0.10	± 10%	CGJ3E2X7R1H683K080AA	CGJ3E2X7R1E683K080AA	CGJ3E2X7R1C683K080AA	
100 nF	2012	1.25 ± 0.20	± 10%	CGJ4J2X7R1H683K125AA	CGJ4J2X7R1E683K125AA	CGJ4J2X7R1C683K125AA	
	1005	0.50 ± 0.05	± 10%		CGJ2B3X7R1E104K050BB	CGJ2B2X7R1C104K050BA	
	1608	0.80 ± 0.10	± 10%	CGJ3E2X7R1H104K080AA	CGJ3E2X7R1E104K080AA	CGJ3E2X7R1C104K080AA	
150 nF	2012	1.25 ± 0.20	± 10%	CGJ4J2X7R1H104K125AA	CGJ4J2X7R1E104K125AA	CGJ4J2X7R1C104K125AA	
	1608	0.80 ± 0.10	± 10%	CGJ3E3X7R1H154K080AB	CGJ3E2X7R1E154K080AA	CGJ3E2X7R1C154K080AA	
	2012	1.25 ± 0.20	± 10%	CGJ4J2X7R1H154K125AA	CGJ4J2X7R1E154K125AA	CGJ4J2X7R1C154K125AA	
220 nF	1608	0.80 ± 0.10	± 10%	CGJ3E3X7R1H224K080AB	CGJ3E2X7R1E224K080AA	CGJ3E2X7R1C224K080AA	
	2012	1.25 ± 0.20	± 10%	CGJ4J2X7R1H224K125AA	CGJ4J2X7R1E224K125AA	CGJ4J2X7R1C224K125AA	CGJ4J2X7R1A224K125AA
	1608	0.80 ± 0.10	± 10%	CGJ3E3X7R1E334K080AB	CGJ3E2X7R1E334K080AA	CGJ3E2X7R1C334K080AA	CGJ3E2X7R1A334K080AA
330 nF	2012	1.25 ± 0.20	± 10%	CGJ4J2X7R1H334K125AA	CGJ4J2X7R1E334K125AA	CGJ4J2X7R1C334K125AA	CGJ4J2X7R1A334K125AA
	1608	0.80 ± 0.10	± 10%		CGJ3E3X7R1E474K080AB	CGJ3E2X7R1C474K080AA	CGJ3E2X7R1A474K080AA
	2012	1.25 ± 0.20	± 10%	CGJ4J3X7R1H474K125AB	CGJ4J2X7R1E474K125AA	CGJ4J2X7R1C474K125AA	CGJ4J2X7R1A474K125AA
470 nF	3216	1.60 +0.30/-0.10	± 10%	CGJ5L2X7R1H474K160AA			
	1608	0.80 ± 0.10	± 10%		CGJ3E1X7R1E684K080AC	CGJ3E3X7R1C684K080AB	CGJ3E2X7R1A684K080AA
	2012	1.25 ± 0.20	± 10%	CGJ4J3X7R1H684K125AB	CGJ4J2X7R1E684K125AA	CGJ4J2X7R1C684K125AA	CGJ4J2X7R1A684K125AA
680 nF	3216	1.60 +0.30/-0.10	± 10%	CGJ5L2X7R1H684K160AA			
	1608	0.80 ± 0.10	± 10%		CGJ3E1X7R1E105K080AC	CGJ3E3X7R1C105K080AB	CGJ3E2X7R1A105K080AA
	2012	1.25 ± 0.20	± 10%	CGJ4J3X7R1H105K125AB	CGJ4J2X7R1E105K125AA	CGJ4J2X7R1C105K125AA	CGJ4J2X7R1A105K125AA
1 µF	3216	1.60 +0.30/-0.10	± 10%		CGJ5L2X7R1E105K160AA		
	3225	1.60 ± 0.20	± 10%	CGJ6L2X7R1H105K160AA	CGJ6L2X7R1E105K160AA	CGJ6L2X7R1C105K160AA	
	2012	1.25 ± 0.20	± 10%		CGJ4J3X7R1E155K125AB	CGJ4J2X7R1C155K125AA	CGJ4J2X7R1A155K125AA
1.5 µF	3216	1.60 +0.30/-0.10	± 10%	CGJ5L3X7R1H155K160AB	CGJ5L2X7R1E155K160AA	CGJ5L2X7R1C155K160AA	CGJ5L2X7R1A155K160AA
	3225	1.60 ± 0.20	± 10%		CGJ6L2X7R1E155K160AA	CGJ6L2X7R1C155K160AA	



Capacitance Range Table

Class 2 (Temperature Stable)

Temperature Characteristics: X7R (-55 to +125°C, ±15%)

Capacitance	Size	Thickness (mm)	Capacitance Tolerance	Catalog Number			
				Rated Voltage Edc: 50V	Rated Voltage Edc: 25V	Rated Voltage Edc: 16V	Rated Voltage Edc: 10V
2.2 µF	2012	1.25 ± 0.20	± 10%		CGJ4J3X7R1E225K125AB	CGJ4J2X7R1C225K125AA	CGJ4J2X7R1A225K125AA
	3216	1.60 +0.30/-0.10	± 10%	CGJ5L3X7R1H225K160AB	CGJ5L2X7R1E225K160AA	CGJ5L2X7R1C225K160AA	CGJ5L2X7R1A225K160AA
3.3 µF	2012	1.25 ± 0.20	± 10%		CGJ4J1X7R1E335K125AC	CGJ4J3X7R1C335K125AB	CGJ4J2X7R1A335K125AA
	3216	1.60 +0.30/-0.10	± 10%		CGJ5L3X7R1E335K160AB	CGJ5L2X7R1C335K160AA	CGJ5L2X7R1A335K160AA
4.7 µF	2012	1.25 ± 0.20	± 10%		CGJ4J1X7R1E475K125AC	CGJ4J3X7R1C475K125AB	CGJ4J2X7R1A475K125AA
	3216	1.60 +0.30/-0.10	± 10%		CGJ5L3X7R1E475K160AB	CGJ5L2X7R1C475K160AA	CGJ5L2X7R1A475K160AA
6.8 µF	3216	1.60 +0.30/-0.10	± 10%				CGJ5L2X7R1A685K160AA
10 µF	3216	1.60 +0.30/-0.10	± 10%				CGJ5L2X7R1A106K160AA

Class 2 (Temperature Stable)

Temperature Characteristics: X7R (-55 to +125°C, ±15%)

Capacitance	Size	Thickness (mm)	Capacitance Tolerance	Catalog Number
				Rated Voltage Edc: 6.3V
220 nF	2012	1.25 ± 0.20	± 10%	CGJ4J2X7R0J224K125AA
330 nF	1608	0.80 ± 0.10	± 10%	CGJ3E2X7R0J334K080AA
	2012	1.25 ± 0.20	± 10%	CGJ4J2X7R0J334K125AA
470 nF	1608	0.80 ± 0.10	± 10%	CGJ3E2X7R0J474K080AA
	2012	1.25 ± 0.20	± 10%	CGJ4J2X7R0J474K125AA
680 nF	1608	0.80 ± 0.10	± 10%	CGJ3E2X7R0J684K080AA
	2012	1.25 ± 0.20	± 10%	CGJ4J2X7R0J684K125AA
1 µF	1608	0.80 ± 0.10	± 10%	CGJ3E2X7R0J105K080AA
	2012	1.25 ± 0.20	± 10%	CGJ4J2X7R0J105K125AA
1.5 µF	1608	0.80 ± 0.10	± 10%	CGJ3E1X7R0J155K080AC
	2012	1.25 ± 0.20	± 10%	CGJ4J2X7R0J155K125AA
2.2 µF	3216	1.60 +0.30/-0.10	± 10%	CGJ5L2X7R0J155K160AA
	1608	0.80 ± 0.10	± 10%	CGJ3E1X7R0J225K080AC
2.2 µF	2012	1.25 ± 0.20	± 10%	CGJ4J2X7R0J225K125AA
	3216	1.60 +0.30/-0.10	± 10%	CGJ5L2X7R0J225K160AA
3.3 µF	2012	1.25 ± 0.20	± 10%	CGJ4J2X7R0J335K125AA
	3216	1.60 +0.30/-0.10	± 10%	CGJ5L2X7R0J335K160AA
4.7 µF	2012	1.25 ± 0.20	± 10%	CGJ4J2X7R0J475K125AA
	3216	1.60 +0.30/-0.10	± 10%	CGJ5L2X7R0J475K160AA
6.8 µF	2012	1.25 ± 0.20	± 10%	CGJ4J1X7R0J685K125AC
	3216	1.60 +0.30/-0.10	± 10%	CGJ5L2X7R0J685K160AA
10 µF	2012	1.25 ± 0.20	± 10%	CGJ4J1X7R0J106K125AC
	3216	1.60 +0.30/-0.10	± 10%	CGJ5L2X7R0J106K160AA

Class 2 (Temperature Stable)

Temperature Characteristics: X7S (-55 to +125°C, ±22%)

Capacitance	Size	Thickness (mm)	Capacitance Tolerance	Catalog Number
				Rated Voltage Edc: 50V
4.7 µF	3225	2.30 ± 0.20	± 10%	CGJ6N3X7S1H475K230AB
6.8 µF	3225	2.50 ± 0.30	± 10%	CGJ6P3X7S1H685K250AB
10 µF	3225	2.50 ± 0.30	± 10%	CGJ6P3X7S1H106K250AB

Mouser Electronics

Authorized Distributor

Click to View Pricing, Inventory, Delivery & Lifecycle Information:

TDK:

[CGJ2B2C0G1H101J](#) [CGJ2B2C0G1H102J](#) [CGJ2B2C0G1H121J](#) [CGJ2B2C0G1H151J](#) [CGJ2B2C0G1H181J](#)
[CGJ2B2C0G1H221J](#) [CGJ2B2C0G1H271J](#) [CGJ2B2C0G1H331J](#) [CGJ2B2C0G1H391J](#) [CGJ2B2C0G1H471J](#)
[CGJ2B2C0G1H561J](#) [CGJ2B2C0G1H681J](#) [CGJ2B2C0G1H821J](#) [CGJ2B2X7R1C102K](#) [CGJ2B2X7R1C103K](#)
[CGJ2B2X7R1C104K](#) [CGJ2B2X7R1C152K](#) [CGJ2B2X7R1C153K](#) [CGJ2B2X7R1C222K](#) [CGJ2B2X7R1C223K](#)
[CGJ2B2X7R1C332K](#) [CGJ2B2X7R1C333K](#) [CGJ2B2X7R1C472K](#) [CGJ2B2X7R1C473K](#) [CGJ2B2X7R1C682K](#)
[CGJ2B2X7R1C683K](#) [CGJ2B2X7R1E102K](#) [CGJ2B2X7R1E103K](#) [CGJ2B2X7R1E152K](#) [CGJ2B2X7R1E153K](#)
[CGJ2B2X7R1E222K](#) [CGJ2B2X7R1E223K](#) [CGJ2B2X7R1E332K](#) [CGJ2B2X7R1E333K](#) [CGJ2B2X7R1E472K](#)
[CGJ2B2X7R1E473K](#) [CGJ2B2X7R1E682K](#) [CGJ2B2X7R1H102K](#) [CGJ2B2X7R1H152K](#) [CGJ2B2X7R1H222K](#)
[CGJ2B2X7R1H332K](#) [CGJ2B2X7R1H472K](#) [CGJ2B2X7R1H682K](#) [CGJ3E2C0G1H102J](#) [CGJ3E2C0G1H103J](#)
[CGJ3E2C0G1H122J](#) [CGJ3E2C0G1H152J](#) [CGJ3E2C0G1H182J](#) [CGJ3E2C0G1H222J](#) [CGJ3E2C0G1H271J](#)
[CGJ3E2C0G1H272J](#) [CGJ3E2C0G1H331J](#) [CGJ3E2C0G1H332J](#) [CGJ3E2C0G1H391J](#) [CGJ3E2C0G1H392J](#)
[CGJ3E2C0G1H471J](#) [CGJ3E2C0G1H472J](#) [CGJ3E2C0G1H561J](#) [CGJ3E2C0G1H562J](#) [CGJ3E2C0G1H681J](#)
[CGJ3E2C0G1H682J](#) [CGJ3E2C0G1H821J](#) [CGJ3E2C0G1H822J](#) [CGJ3E2X7R0J105K](#) [CGJ3E2X7R0J334K](#)
[CGJ3E2X7R0J474K](#) [CGJ3E2X7R0J684K](#) [CGJ3E2X7R1A105K](#) [CGJ3E2X7R1A334K](#) [CGJ3E2X7R1A474K](#)
[CGJ3E2X7R1A684K](#) [CGJ3E2X7R1C103K](#) [CGJ3E2X7R1C104K](#) [CGJ3E2X7R1C153K](#) [CGJ3E2X7R1C223K](#)
[CGJ3E2X7R1C333K](#) [CGJ3E2X7R1C473K](#) [CGJ3E2X7R1C683K](#) [CGJ3E2X7R1E103K](#) [CGJ3E2X7R1E104K](#)
[CGJ3E2X7R1E153K](#) [CGJ3E2X7R1E223K](#) [CGJ3E2X7R1E333K](#) [CGJ3E2X7R1E473K](#) [CGJ3E2X7R1E683K](#)
[CGJ3E2X7R1H103K](#) [CGJ3E2X7R1H104K](#) [CGJ3E2X7R1H153K](#) [CGJ3E2X7R1H223K](#) [CGJ3E2X7R1H333K](#)
[CGJ3E2X7R1H473K](#) [CGJ3E2X7R1H683K](#) [CGJ4C2C0G1H102J](#) [CGJ4C2C0G1H103J](#) [CGJ4C2C0G1H122J](#)
[CGJ4C2C0G1H152J](#) [CGJ4C2C0G1H182J](#) [CGJ4C2C0G1H222J](#) [CGJ4C2C0G1H272J](#) [CGJ4C2C0G1H332J](#)