

# APPROVAL SHEET

## MULTILAYER CERAMIC CAPACITORS

High Capacitance Series

0402 to 1812 Sizes

X7R, X5R & Y5V Dielectrics

RoHS Compliance

\*Contents in this sheet are subject to change without prior notice.

## 1. DESCRIPTION

MLCC consists of a conducting material and electrodes. To manufacture a chip-type SMT and achieve miniaturization, high density and high efficiency, ceramic condensers are used.

WTC high capacitance MLCC offers low ESR and excellent frequency characteristics to be suited for coupling and decoupling applications in circuit. The high dielectric constant material X7R, X5R and Y5V are used for this series product.

## 2. FEATURES

- a. Small size with high capacitance.
- b. Capacitor with lead-free termination (pure Tin).

## 3. APPLICATIONS

- a. Digital circuit coupling or decoupling applications.
- b. For high frequency and high-density type power suppliers.
- c. For bypassing.

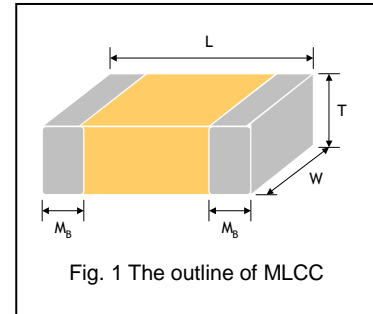
## 4. HOW TO ORDER

<u>1206</u>	<u>F</u>	<u>106</u>	<u>Z</u>	<u>100</u>	<u>C</u>	<u>I</u>
<u>Size</u>	<u>Dielectric</u>	<u>Capacitance</u>	<u>Tolerance</u>	<u>Rated voltage</u>	<u>Termination</u>	<u>Packaging</u>
Inch (mm) <b>0402</b> (1005) <b>0603</b> (1608) <b>0805</b> (2012) <b>1206</b> (3216) <b>1210</b> (3225) <b>1812</b> (4532)	<b>B</b> =X7R <b>X</b> =X5R <b>F</b> =Y5V	Two significant digits followed by no. of zeros. And R is in place of decimal point.  eg.: 106=10x10 <sup>6</sup> =10μF	<b>K</b> =±10% <b>M</b> =±20% <b>Z</b> =-20/+80%	Two significant digits followed by no. of zeros. And R is in place of decimal point.  <b>6R3</b> =6.3 VDC <b>100</b> =10 VDC <b>160</b> =16 VDC <b>250</b> =25 VDC <b>500</b> =50 VDC <b>101</b> =100 VDC	<b>C</b> =Cu/Ni/Sn	<b>T</b> =7" reeled <b>G</b> =13" reeled

## 5. EXTERNAL DIMENSIONS

Size Inch (mm)	L (mm)	W (mm)	T (mm)/Symbol	Remark	M <sub>B</sub> (mm)
0402 (1005)	1.00±0.05	0.50±0.05	0.50±0.05	N	0.25 +0.05/-0.10
	1.00±0.20	0.50±0.20	0.50±0.20	E	
0603 (1608)	1.60±0.10	0.80±0.10	0.80±0.07	S	0.40±0.15
	1.60+0.15/-0.10	0.80+0.15/-0.10	0.80+0.15/-0.10	X	
0805 (2012)	2.00±0.15	1.25±0.10	0.80±0.10	B	0.50±0.20
			1.25±0.10	D	
	2.00±0.20	1.25±0.20	1.25±0.20	I	
1206 (3216)	3.20±0.15	1.60±0.15	0.95±0.10	C	0.60±0.20
			1.25±0.10	D	
	3.20±0.20	1.60±0.20	1.60±0.20	G	
			1.15±0.15	J	
	3.20+0.30/-0.10	1.60+0.30/-0.10	1.60+0.30/-0.10	P	
1210 (3225)	3.20±0.30	2.50±0.20	0.95±0.10	C	0.75±0.25
			1.25±0.10	D	
	3.20±0.40	2.50±0.30	1.60±0.20	G	
			2.00±0.20	K	
			2.50±0.30	M	
1812 (4532)	4.50±0.40	3.20±0.30	1.25±0.10	D	0.75±0.25
			2.00±0.20	K	
	4.50±0.40	3.20±0.40	2.50±0.30	M	
			2.80±0.30	U	

# Reflow soldering only is recommended.



## 6. GENERAL ELECTRICAL DATA

<b>Dielectric</b>	X7R	X5R	Y5V
<b>Size</b>	0402, 0603, 0805, 1206, 1210, 1812		
<b>Capacitance range*</b>	0.56μF to 47μF	0.027μF to 100μF	1μF to 100μF
<b>Capacitance tolerance**</b>	K (±10%), M (±20%)		Z (-20/+80%)
<b>Rated voltage (WVDC)</b>	6.3V, 10V, 16V, 25V, 50V, 100V		
<b>Tan δ*</b>	Note 1		
<b>Insulation resistance at Ur</b>	RxC≥500ΩxF		
<b>Operating temperature</b>	-55 to +125°C	-55 to +85°C	-25 to +85°C
<b>Capacitance characteristic</b>	±15%		+30/-80%
<b>Termination</b>	Ni/Sn (lead-free termination)		

\* Measured at 1.0±0.2Vrms, 1.0kHz±10% for C≤10μF; 0.5±0.2Vrms, 120Hz±20% for C>10μF, 30~70% related humidity, 25°C ambient temperature for X7R, X5R and at 20°C for Y5V.

\*\* Preconditioning for Class II MLCC: Perform a heat treatment at 150±10°C for 1 hour, then leave in a mbient condition for 24±2 hours before measurement.

Note 1:

X7R/X5R

Rated vol.	D.F. ≤	Exception of D.F. ≤
≥ 50V	≤ 2.5%	≤ 3% 0201(50V); 0603 ≥ 0.047μF; 0805 ≥ 0.18μF; 1206 ≥ 0.47μF
		≤ 5% 1210 ≥ 4.7μF
		≤ 10% 0603 ≥ 1μF; 0805 ≥ 1μF; 1206 ≥ 4.7μF; 1210 ≥ 10μF
35V	≤ 3.5%	≤ 10% 0805 ≥ 2.2μF; 1210 ≥ 10μF
25V	≤ 3.5%	≤ 5% 0201 ≥ 0.01μF; 0805 ≥ 1μF; 1210 ≥ 10μF
		≤ 7% 0603 ≥ 0.33μF; 1206 ≥ 4.7μF
		≤ 10% 0402 ≥ 0.10μF; 0603 ≥ 0.47μF; 0805 ≥ 2.2μF; 1206 ≥ 6.8μF; 1210 ≥ 22μF
16V	≤ 3.5%	≤ 5% 0201 ≥ 0.01μF; 0402 ≥ 0.033μF; 0805 ≥ 0.68μF; 1206 ≥ 2.2μF; 1210 ≥ 4.7μF
		≤ 10% 0402 ≥ 0.47μF; 0603 ≥ 0.68μF; 0805 ≥ 2.2μF; 1206 ≥ 4.7μF; 1210 ≥ 22μF
		≤ 15% 0201 ≥ 0.1μF; 0402 ≥ 1μF
10V	≤ 5%	≤ 10% 0402 ≥ 0.33μF; 0603 ≥ 0.33μF; 0805 ≥ 2.2μF; 1206 ≥ 2.2μF; 1210 ≥ 22μF
		≤ 15% 0201 ≥ 0.1μF; 0402 ≥ 1μF
		≤ 20% 0402 ≥ 2.2μF
6.3V	≤ 10%	≤ 15% 0201 ≥ 0.1μF; 0402 ≥ 1μF; 0603 ≥ 10μF; 0805 ≥ 4.7μF; 1206 ≥ 47μF; 1210 ≥ 100μF
		≤ 20% 0402 ≥ 2.2μF
4V	≤ 15%	---

Y5V

Rated vol.	D.F. ≤	Exception of D.F. ≤
≥ 50V	5%	7% 0603 ≥ 0.1μF; 0805 ≥ 0.47μF; 1206 ≥ 4.7μF
35V	7%	---
25V	5%	7% 0402 ≥ 0.047μF; 0603 ≥ 0.1μF; 0805 ≥ 0.33μF; 1206 ≥ 1μF; 1210 ≥ 4.7μF
		9% 0402 ≥ 0.068μF; 0603 ≥ 0.47μF; 1206 ≥ 4.7μF; 1210 ≥ 22μF
16V (C<1.0μF)	7%	9% 0402 ≥ 0.068μF; 0603 ≥ 0.68μF 12.5% 0402 ≥ 0.22μF
16V (C ≥ 1.0μF)	9%	12.5% 0603 ≥ 2.2μF; 0805 ≥ 3.3μF; 1206 ≥ 10μF; 1210 ≥ 22μF; 1812 ≥ 47μF
10V	12.5%	20% 0402 ≥ 0.47μF
6.3V	20%	---

## 7. CAPACITANCE RANGE

### 7-1 X7R Dielectric

DIELECTRIC		X7R														
SIZE		0603				0805					1206					
Rated Voltage (VDC)		6.3	10	16	25	6.3	10	16	25	50	6.3	10	16	25	50	100
Capacitance	0.56 $\mu$ F (564)	X	X	X												
	0.68 $\mu$ F (684)	X	X	X												
	0.82 $\mu$ F (824)	X	X	X												
	1.0 $\mu$ F (105)	X	X	X	X		D	D	D	I		J	J	J	P	P
	1.5 $\mu$ F (155)						I	I	I		J	J	J	P		
	2.2 $\mu$ F (225)		X				I	I	I		J	J	J	P		
	3.3 $\mu$ F (335)										P	P	P	P		
	4.7 $\mu$ F (475)						I	I	I		P	P	P	P	P	
	6.8 $\mu$ F (685)															
	10 $\mu$ F (106)						I	I			P	P	P	P		
	22 $\mu$ F (226)											P				
	47 $\mu$ F (476)															

The letter in cell is expressed the symbol of product thickness.

DIELECTRIC		X7R									
SIZE		1210					1812				
Rated Voltage (VDC)		10	16	25	50	100	10	16	25	50	100
Capacitance	0.56 $\mu$ F (564)										
	0.68 $\mu$ F (684)										
	0.82 $\mu$ F (824)										
	1.0 $\mu$ F (105)	D	D	D	D	K	D	D	D	K	K
	1.5 $\mu$ F (155)					M					K
	2.2 $\mu$ F (225)		K	G		M				M	M
	3.3 $\mu$ F (335)			G							
	4.7 $\mu$ F (475)	K	K	K	M						
	6.8 $\mu$ F (685)										
	10 $\mu$ F (106)	K	K	K	M						
22 $\mu$ F (226)		M	M								
47 $\mu$ F (476)	M										

The letter in cell is expressed the symbol of product thickness.



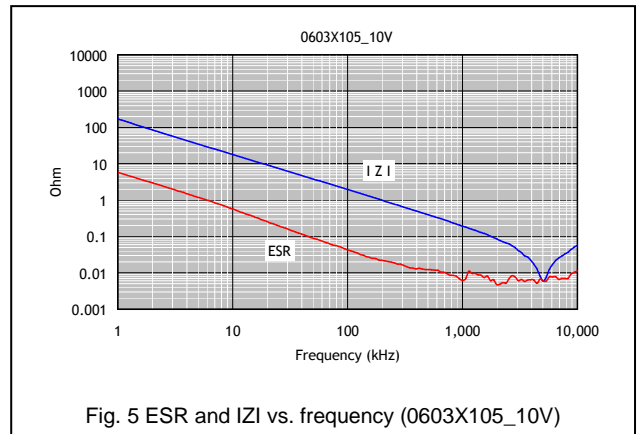
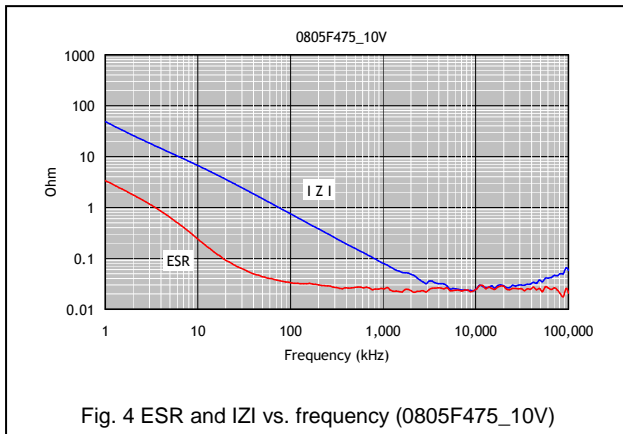
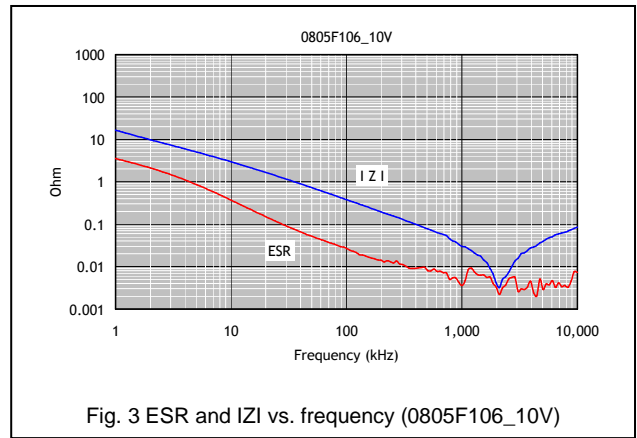
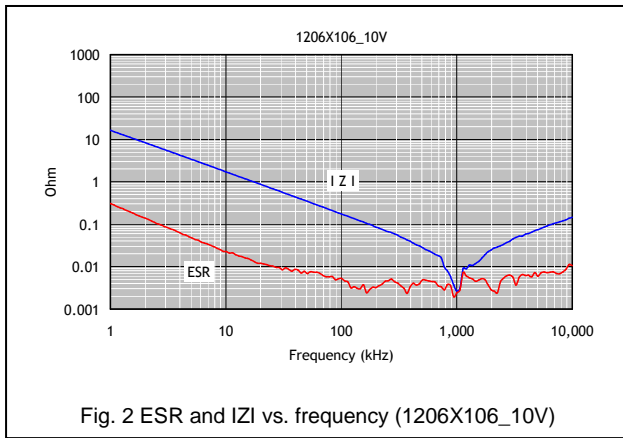
## 8. PACKAGING STYLE AND QUANTITY

Size	Thickness (mm)/Symbol		Paper tape		Plastic tape	
			7" reel	13" reel	7" reel	13" reel
0402 (1005)	0.50±0.05	N	10k	50k	-	-
	0.50±0.20	E	10k	-	-	-
0603 (1608)	0.80±0.07	S	4k	15k	-	-
	0.80+0.15/-0.10	X	4k	15k	-	-
0805 (2012)	0.80±0.10	B	4k	15k	-	-
	1.25±0.10	D	-	-	3k	10k
	1.25±0.20	I	-	-	3k	10k
1206 (3216)	0.95±0.10	C	-	-	3k	10k
	1.15±0.15	J	-	-	3k	10K
	1.25±0.10	D	-	-	3k	10k
	1.60±0.20	G	-	-	2k	10k
	1.60+0.30/-0.10	P	-	-	2k	9k
1210 (3225)	0.95±0.10	C	-	-	3k	10k
	1.25±0.10	D	-	-	3k	10k
	1.60±0.20	G	-	-	2k	-
	2.00±0.20	K	-	-	1k	6k
	2.50±0.30	M	-	-	1k	6k
1812 (4532)	1.25±0.10	D	-	-	1k	5k
	2.00±0.20	K	-	-	1k	-
	2.50±0.30	M	-	-	0.5k	3k
	2.80±0.30	U	-	-	0.5k	-

Unit: pieces

## 9. ELECTRICAL CHARACTERISTICS

### Typical Impedance/ESR vs. Frequency





### 10. RELIABILITY TEST CONDITIONS AND REQUIREMENTS

No.	Item	Test Condition	Requirements																																																																																		
1.	Visual and Mechanical	---	* No remarkable defect. * Dimensions to conform to individual specification sheet.																																																																																		
2.	Capacitance	Class I: NPO Cap≤1000pF 1.0±0.2Vrms, 1MHz±10% Cap>1000pF 1.0±0.2Vrms, 1KHz±10%	* Shall not exceed the limits given in the detailed spec. NPO: Cap≥30pF, Q≥1000; Cap<30pF, Q≥400+20C X7R, X5R:																																																																																		
3.	Q/ D.F. (Dissipation Factor)	Class II: X7R, X7E, X5R, Y5V Cap≤10μF, 1.0±0.2Vrms, 1kHz±10% ** Cap>10μF, 0.5±0.2Vrms, 120Hz±20%  ** Test condition: 0.5±0.2Vrms · 1KHz±10% X7R: 0603 ≥ 225(10V), 0805=106(6.3V&10V) X5R: 01R5 ≥ 103, 0201 ≥ 224 (6.3V), 0402 ≥ 475 (6.3V), 0402 ≥ 225(10V), 0603=106 (6.3V), 0603 ≥ 475(10V)	<table border="1"> <thead> <tr> <th>Rated vol.</th> <th>D.F. ≤</th> <th colspan="2">Exception of D.F. ≤</th> </tr> </thead> <tbody> <tr> <td rowspan="3">≥ 50V</td> <td rowspan="3">≤ 2.5%</td> <td>≤ 3%</td> <td>0201(50V); 0603 ≥ 0.047μF; 0805 ≥ 0.18μF; 1206 ≥ 0.47μF</td> </tr> <tr> <td>≤ 5%</td> <td>1210 ≥ 4.7μF</td> </tr> <tr> <td>≤ 10%</td> <td>0603 ≥ 1μF; 0805 ≥ 1μF; 1206 ≥ 4.7μF; 1210 ≥ 10μF</td> </tr> <tr> <td>35V</td> <td>≤ 3.5%</td> <td>≤ 10%</td> <td>0805 ≥ 2.2μF; 1210 ≥ 10μF</td> </tr> <tr> <td rowspan="3">25V</td> <td rowspan="3">≤ 3.5%</td> <td>≤ 5%</td> <td>0201 ≥ 0.01μF; 0805 ≥ 1μF; 1210 ≥ 10μF</td> </tr> <tr> <td>≤ 7%</td> <td>0603 ≥ 0.33μF; 1206 ≥ 4.7μF</td> </tr> <tr> <td>≤ 10%</td> <td>0402 ≥ 0.10μF; 0603 ≥ 0.47μF; 0805 ≥ 2.2μF; 1206 ≥ 6.8μF; 1210 ≥ 22μF</td> </tr> <tr> <td rowspan="2">16V</td> <td rowspan="2">≤ 3.5%</td> <td>≤ 5%</td> <td>0201 ≥ 0.01μF; 0402 ≥ 0.033μF; 0805 ≥ 0.68μF; 1206 ≥ 2.2μF; 1210 ≥ 4.7μF</td> </tr> <tr> <td>≤ 10%</td> <td>0402 ≥ 0.47μF; 0603 ≥ 0.68μF; 0805 ≥ 2.2μF; 1206 ≥ 4.7μF; 1210 ≥ 22μF</td> </tr> <tr> <td rowspan="2">10V</td> <td rowspan="2">≤ 5%</td> <td>≤ 10%</td> <td>0402 ≥ 0.33μF; 0603 ≥ 0.33μF; 0805 ≥ 2.2μF; 1206 ≥ 2.2μF; 1210 ≥ 22μF</td> </tr> <tr> <td>≤ 15%</td> <td>0201 ≥ 0.1μF; 0402 ≥ 1μF</td> </tr> <tr> <td rowspan="2">6.3V</td> <td rowspan="2">≤ 10%</td> <td>≤ 15%</td> <td>0201 ≥ 0.1μF; 0402 ≥ 1μF; 0603 ≥ 10μF; 0805 ≥ 4.7μF; 1206 ≥ 47μF; 1210 ≥ 100μF</td> </tr> <tr> <td>≤ 20%</td> <td>0402 ≥ 2.2μF</td> </tr> <tr> <td>4V</td> <td>≤ 15%</td> <td>---</td> <td>---</td> </tr> </tbody> </table> <table border="1"> <thead> <tr> <th>Rated vol.</th> <th>D.F. ≤</th> <th colspan="2">Exception of D.F. ≤</th> </tr> </thead> <tbody> <tr> <td>≥ 50V</td> <td>5%</td> <td>7%</td> <td>0603 ≥ 0.1μF; 0805 ≥ 0.47μF; 1206 ≥ 4.7μF</td> </tr> <tr> <td>35V</td> <td>7%</td> <td>---</td> <td>---</td> </tr> <tr> <td rowspan="2">25V</td> <td rowspan="2">5%</td> <td>7%</td> <td>0402 ≥ 0.047μF; 0603 ≥ 0.1μF; 0805 ≥ 0.33μF; 1206 ≥ 1μF; 1210 ≥ 4.7μF</td> </tr> <tr> <td>9%</td> <td>0402 ≥ 0.068μF; 0603 ≥ 0.47μF; 1206 ≥ 4.7μF; 1210 ≥ 22μF</td> </tr> <tr> <td>16V (C&lt;1.0μF)</td> <td>7%</td> <td>9%</td> <td>0402 ≥ 0.068μF; 0603 ≥ 0.68μF</td> </tr> <tr> <td rowspan="2">16V (C ≥ 1.0μF)</td> <td rowspan="2">9%</td> <td>12.5%</td> <td>0603 ≥ 2.2μF; 0805 ≥ 3.3μF; 1206 ≥ 10μF; 1210 ≥ 22μF; 1812 ≥ 47μF</td> </tr> <tr> <td>20%</td> <td>0402 ≥ 0.47μF</td> </tr> <tr> <td>10V</td> <td>12.5%</td> <td>20%</td> <td>0402 ≥ 0.47μF</td> </tr> <tr> <td>6.3V</td> <td>20%</td> <td>---</td> <td>---</td> </tr> </tbody> </table>	Rated vol.	D.F. ≤	Exception of D.F. ≤		≥ 50V	≤ 2.5%	≤ 3%	0201(50V); 0603 ≥ 0.047μF; 0805 ≥ 0.18μF; 1206 ≥ 0.47μF	≤ 5%	1210 ≥ 4.7μF	≤ 10%	0603 ≥ 1μF; 0805 ≥ 1μF; 1206 ≥ 4.7μF; 1210 ≥ 10μF	35V	≤ 3.5%	≤ 10%	0805 ≥ 2.2μF; 1210 ≥ 10μF	25V	≤ 3.5%	≤ 5%	0201 ≥ 0.01μF; 0805 ≥ 1μF; 1210 ≥ 10μF	≤ 7%	0603 ≥ 0.33μF; 1206 ≥ 4.7μF	≤ 10%	0402 ≥ 0.10μF; 0603 ≥ 0.47μF; 0805 ≥ 2.2μF; 1206 ≥ 6.8μF; 1210 ≥ 22μF	16V	≤ 3.5%	≤ 5%	0201 ≥ 0.01μF; 0402 ≥ 0.033μF; 0805 ≥ 0.68μF; 1206 ≥ 2.2μF; 1210 ≥ 4.7μF	≤ 10%	0402 ≥ 0.47μF; 0603 ≥ 0.68μF; 0805 ≥ 2.2μF; 1206 ≥ 4.7μF; 1210 ≥ 22μF	10V	≤ 5%	≤ 10%	0402 ≥ 0.33μF; 0603 ≥ 0.33μF; 0805 ≥ 2.2μF; 1206 ≥ 2.2μF; 1210 ≥ 22μF	≤ 15%	0201 ≥ 0.1μF; 0402 ≥ 1μF	6.3V	≤ 10%	≤ 15%	0201 ≥ 0.1μF; 0402 ≥ 1μF; 0603 ≥ 10μF; 0805 ≥ 4.7μF; 1206 ≥ 47μF; 1210 ≥ 100μF	≤ 20%	0402 ≥ 2.2μF	4V	≤ 15%	---	---	Rated vol.	D.F. ≤	Exception of D.F. ≤		≥ 50V	5%	7%	0603 ≥ 0.1μF; 0805 ≥ 0.47μF; 1206 ≥ 4.7μF	35V	7%	---	---	25V	5%	7%	0402 ≥ 0.047μF; 0603 ≥ 0.1μF; 0805 ≥ 0.33μF; 1206 ≥ 1μF; 1210 ≥ 4.7μF	9%	0402 ≥ 0.068μF; 0603 ≥ 0.47μF; 1206 ≥ 4.7μF; 1210 ≥ 22μF	16V (C<1.0μF)	7%	9%	0402 ≥ 0.068μF; 0603 ≥ 0.68μF	16V (C ≥ 1.0μF)	9%	12.5%	0603 ≥ 2.2μF; 0805 ≥ 3.3μF; 1206 ≥ 10μF; 1210 ≥ 22μF; 1812 ≥ 47μF	20%	0402 ≥ 0.47μF	10V	12.5%	20%	0402 ≥ 0.47μF	6.3V	20%	---	---
Rated vol.	D.F. ≤	Exception of D.F. ≤																																																																																			
≥ 50V	≤ 2.5%	≤ 3%	0201(50V); 0603 ≥ 0.047μF; 0805 ≥ 0.18μF; 1206 ≥ 0.47μF																																																																																		
		≤ 5%	1210 ≥ 4.7μF																																																																																		
		≤ 10%	0603 ≥ 1μF; 0805 ≥ 1μF; 1206 ≥ 4.7μF; 1210 ≥ 10μF																																																																																		
35V	≤ 3.5%	≤ 10%	0805 ≥ 2.2μF; 1210 ≥ 10μF																																																																																		
25V	≤ 3.5%	≤ 5%	0201 ≥ 0.01μF; 0805 ≥ 1μF; 1210 ≥ 10μF																																																																																		
		≤ 7%	0603 ≥ 0.33μF; 1206 ≥ 4.7μF																																																																																		
		≤ 10%	0402 ≥ 0.10μF; 0603 ≥ 0.47μF; 0805 ≥ 2.2μF; 1206 ≥ 6.8μF; 1210 ≥ 22μF																																																																																		
16V	≤ 3.5%	≤ 5%	0201 ≥ 0.01μF; 0402 ≥ 0.033μF; 0805 ≥ 0.68μF; 1206 ≥ 2.2μF; 1210 ≥ 4.7μF																																																																																		
		≤ 10%	0402 ≥ 0.47μF; 0603 ≥ 0.68μF; 0805 ≥ 2.2μF; 1206 ≥ 4.7μF; 1210 ≥ 22μF																																																																																		
10V	≤ 5%	≤ 10%	0402 ≥ 0.33μF; 0603 ≥ 0.33μF; 0805 ≥ 2.2μF; 1206 ≥ 2.2μF; 1210 ≥ 22μF																																																																																		
		≤ 15%	0201 ≥ 0.1μF; 0402 ≥ 1μF																																																																																		
6.3V	≤ 10%	≤ 15%	0201 ≥ 0.1μF; 0402 ≥ 1μF; 0603 ≥ 10μF; 0805 ≥ 4.7μF; 1206 ≥ 47μF; 1210 ≥ 100μF																																																																																		
		≤ 20%	0402 ≥ 2.2μF																																																																																		
4V	≤ 15%	---	---																																																																																		
Rated vol.	D.F. ≤	Exception of D.F. ≤																																																																																			
≥ 50V	5%	7%	0603 ≥ 0.1μF; 0805 ≥ 0.47μF; 1206 ≥ 4.7μF																																																																																		
35V	7%	---	---																																																																																		
25V	5%	7%	0402 ≥ 0.047μF; 0603 ≥ 0.1μF; 0805 ≥ 0.33μF; 1206 ≥ 1μF; 1210 ≥ 4.7μF																																																																																		
		9%	0402 ≥ 0.068μF; 0603 ≥ 0.47μF; 1206 ≥ 4.7μF; 1210 ≥ 22μF																																																																																		
16V (C<1.0μF)	7%	9%	0402 ≥ 0.068μF; 0603 ≥ 0.68μF																																																																																		
16V (C ≥ 1.0μF)	9%	12.5%	0603 ≥ 2.2μF; 0805 ≥ 3.3μF; 1206 ≥ 10μF; 1210 ≥ 22μF; 1812 ≥ 47μF																																																																																		
		20%	0402 ≥ 0.47μF																																																																																		
10V	12.5%	20%	0402 ≥ 0.47μF																																																																																		
6.3V	20%	---	---																																																																																		
4.	Dielectric Strength	To apply voltage (≤100V) 250%. Duration: 1 to 5 sec. Charge and discharge current less than 50mA.	* No evidence of damage or flash over during test.																																																																																		
5.	Insulation Resistance	To apply rated voltage for max. 120 sec.	10GΩ or Rx C ≥ 500Ω·F whichever is smaller. Class II (X7R, X5R, Y5V) <table border="1"> <thead> <tr> <th>Rated voltage</th> <th>Insulation Resistance</th> </tr> </thead> <tbody> <tr> <td>100V: X7R</td> <td rowspan="7">10GΩ or Rx C ≥ 100 Ω·F whichever is smaller.</td> </tr> <tr> <td>50V: 0603 ≥ 1μF; 0805 ≥ 1μF; 1206 ≥ 4.7μF; 1210 ≥ 4.7μF</td> </tr> <tr> <td>35V: 0805 ≥ 2.2μF; 1210 ≥ 10μF</td> </tr> <tr> <td>25V: 0402 ≥ 1μF; 0603 ≥ 2.2μF; 0805 ≥ 2.2μF; 1206 ≥ 10μF; 1210 ≥ 10μF</td> </tr> <tr> <td>16V: 0402 ≥ 0.22μF; 0603 ≥ 1μF; 0805 ≥ 2.2μF; 1206 ≥ 10μF; 1210 ≥ 47μF</td> </tr> <tr> <td>10V: 0201 ≥ 47nF; 0402 ≥ 0.47μF; 0603 ≥ 0.47μF; 0805 ≥ 2.2μF; 1206 ≥ 4.7μF; 1210 ≥ 47μF</td> </tr> <tr> <td>6.3V; 4V</td> </tr> </tbody> </table>	Rated voltage	Insulation Resistance	100V: X7R	10GΩ or Rx C ≥ 100 Ω·F whichever is smaller.	50V: 0603 ≥ 1μF; 0805 ≥ 1μF; 1206 ≥ 4.7μF; 1210 ≥ 4.7μF	35V: 0805 ≥ 2.2μF; 1210 ≥ 10μF	25V: 0402 ≥ 1μF; 0603 ≥ 2.2μF; 0805 ≥ 2.2μF; 1206 ≥ 10μF; 1210 ≥ 10μF	16V: 0402 ≥ 0.22μF; 0603 ≥ 1μF; 0805 ≥ 2.2μF; 1206 ≥ 10μF; 1210 ≥ 47μF	10V: 0201 ≥ 47nF; 0402 ≥ 0.47μF; 0603 ≥ 0.47μF; 0805 ≥ 2.2μF; 1206 ≥ 4.7μF; 1210 ≥ 47μF	6.3V; 4V																																																																								
Rated voltage	Insulation Resistance																																																																																				
100V: X7R	10GΩ or Rx C ≥ 100 Ω·F whichever is smaller.																																																																																				
50V: 0603 ≥ 1μF; 0805 ≥ 1μF; 1206 ≥ 4.7μF; 1210 ≥ 4.7μF																																																																																					
35V: 0805 ≥ 2.2μF; 1210 ≥ 10μF																																																																																					
25V: 0402 ≥ 1μF; 0603 ≥ 2.2μF; 0805 ≥ 2.2μF; 1206 ≥ 10μF; 1210 ≥ 10μF																																																																																					
16V: 0402 ≥ 0.22μF; 0603 ≥ 1μF; 0805 ≥ 2.2μF; 1206 ≥ 10μF; 1210 ≥ 47μF																																																																																					
10V: 0201 ≥ 47nF; 0402 ≥ 0.47μF; 0603 ≥ 0.47μF; 0805 ≥ 2.2μF; 1206 ≥ 4.7μF; 1210 ≥ 47μF																																																																																					
6.3V; 4V																																																																																					
6.	Temperature Coefficient	With no electrical load. <table border="1"> <thead> <tr> <th>T.C.</th> <th>Operating Temp</th> </tr> </thead> <tbody> <tr> <td>NPO</td> <td>-55~125°C at 25°C</td> </tr> <tr> <td>X7R</td> <td>-55~125°C at 25°C</td> </tr> <tr> <td>X5R</td> <td>-55~ 85°C at 25°C</td> </tr> <tr> <td>Y5V</td> <td>-25~ 85°C at 20°C</td> </tr> </tbody> </table>	T.C.	Operating Temp	NPO	-55~125°C at 25°C	X7R	-55~125°C at 25°C	X5R	-55~ 85°C at 25°C	Y5V	-25~ 85°C at 20°C	<table border="1"> <thead> <tr> <th>T.C.</th> <th>Capacitance Change</th> </tr> </thead> <tbody> <tr> <td>NPO</td> <td>Within ±30ppm/°C</td> </tr> <tr> <td>X7R</td> <td>Within ±15%</td> </tr> <tr> <td>X5R</td> <td>Within ±15%</td> </tr> <tr> <td>Y5V</td> <td>Within +30%/-80%</td> </tr> </tbody> </table>	T.C.	Capacitance Change	NPO	Within ±30ppm/°C	X7R	Within ±15%	X5R	Within ±15%	Y5V	Within +30%/-80%																																																														
T.C.	Operating Temp																																																																																				
NPO	-55~125°C at 25°C																																																																																				
X7R	-55~125°C at 25°C																																																																																				
X5R	-55~ 85°C at 25°C																																																																																				
Y5V	-25~ 85°C at 20°C																																																																																				
T.C.	Capacitance Change																																																																																				
NPO	Within ±30ppm/°C																																																																																				
X7R	Within ±15%																																																																																				
X5R	Within ±15%																																																																																				
Y5V	Within +30%/-80%																																																																																				

No.	Item	Test Condition	Requirements															
7.	<b>Adhesive Strength of Termination</b>	<ul style="list-style-type: none"> <li>* Pressurizing force : 5N (<math>\leq 0603</math>) and 10N (<math>&gt; 0603</math>)</li> <li>* Test time: 10<math>\pm</math>1 sec.</li> </ul>	<ul style="list-style-type: none"> <li>* No remarkable damage or removal of the terminations.</li> </ul>															
8.	<b>Vibration Resistance</b>	<ul style="list-style-type: none"> <li>* Vibration frequency: 10–55 Hz/min.</li> <li>* Total amplitude: 1.5mm</li> <li>* Test time: 6 hrs. (Two hrs each in three mutually perpendicular directions.)</li> </ul>	<ul style="list-style-type: none"> <li>* No remarkable damage.</li> <li>* Cap change and Q/D.F.: To meet initial spec.</li> </ul>															
9.	<b>Solderability</b>	<ul style="list-style-type: none"> <li>* Solder temperature: 235<math>\pm</math>5<math>^{\circ}</math>C</li> <li>* Dipping time: 2<math>\pm</math>0.5 sec.</li> </ul>	95% min. coverage of all metalized area.															
10.	<b>Bending Test</b>	<ul style="list-style-type: none"> <li>* The middle part of substrate shall be pressurized by means of the pressurizing rod at a rate of about 1 mm per second until the deflection becomes 1 mm and then the pressure shall be maintained for 5<math>\pm</math>1 sec.</li> <li>* Measurement to be made after keeping at room temp. for 24<math>\pm</math>2 hrs. (Class I) or 48<math>\pm</math>4 hrs. (Class II).</li> </ul>	<ul style="list-style-type: none"> <li>* No remarkable damage.</li> <li>* Cap change : NP0: within <math>\pm 5\%</math> or 0.5pF whichever is larger X7R, X5R: within <math>\pm 12.5\%</math> Y5V: within <math>\pm 30\%</math> (This capacitance change means the change of capacitance under specified flexure of substrate from the capacitance measured before the test.)</li> </ul>															
11.	<b>Resistance to Soldering Heat</b>	<ul style="list-style-type: none"> <li>* Solder temperature: 260<math>\pm</math>5<math>^{\circ}</math>C</li> <li>* Dipping time: 10<math>\pm</math>1 sec</li> <li>* Preheating: 120 to 150<math>^{\circ}</math>C for 1 minute before immerse the capacitor in a eutectic solder.</li> <li>* Before initial measurement (Class II only): Perform 150+0/-10<math>^{\circ}</math>C for 1 hr and then set for 48<math>\pm</math>4 hrs at room temp.</li> <li>* Measurement to be made after keeping at room temp. for 24<math>\pm</math>2 hrs. (Class I) or 48<math>\pm</math>4 hrs. (Class II).</li> </ul>	<ul style="list-style-type: none"> <li>* No remarkable damage.</li> <li>* Cap change: NP0: within <math>\pm 2.5\%</math> or 0.25pF whichever is larger X7R, X5R: within <math>\pm 7.5\%</math> Y5V: within <math>\pm 20\%</math></li> <li>* Q/D.F., I.R. and dielectric strength: To meet initial requirements.</li> <li>* 25% max. leaching on each edge.</li> </ul>															
12.	<b>Temperature Cycle</b>	<ul style="list-style-type: none"> <li>* Conduct the five cycles according to the temperatures and time.</li> </ul> <table border="1" style="margin-left: 20px;"> <thead> <tr> <th>Step</th> <th>Temp. (<math>^{\circ}</math>C)</th> <th>Time (min.)</th> </tr> </thead> <tbody> <tr> <td>1</td> <td>Min. operating temp. +0/-3</td> <td>30<math>\pm</math>3</td> </tr> <tr> <td>2</td> <td>Room temp.</td> <td>2–3</td> </tr> <tr> <td>3</td> <td>Max. operating temp. +3/-0</td> <td>30<math>\pm</math>3</td> </tr> <tr> <td>4</td> <td>Room temp.</td> <td>2–3</td> </tr> </tbody> </table> <ul style="list-style-type: none"> <li>* Before initial measurement (Class II only): Perform 150+0/-10<math>^{\circ}</math>C for 1 hr and then set for 48<math>\pm</math>4 hrs at room temp.</li> <li>* Measurement to be made after keeping at room temp. for 24<math>\pm</math>2 hrs. (Class I) or 48<math>\pm</math>4 hrs. (Class II).</li> </ul>	Step	Temp. ( $^{\circ}$ C)	Time (min.)	1	Min. operating temp. +0/-3	30 $\pm$ 3	2	Room temp.	2–3	3	Max. operating temp. +3/-0	30 $\pm$ 3	4	Room temp.	2–3	<ul style="list-style-type: none"> <li>* No remarkable damage.</li> <li>* Cap change : NP0: within <math>\pm 2.5\%</math> or 0.25pF whichever is larger X7R, X5R: within <math>\pm 7.5\%</math> Y5V: within <math>\pm 20\%</math></li> <li>* Q/D.F., I.R. and dielectric strength: To meet initial requirements.</li> </ul>
Step	Temp. ( $^{\circ}$ C)	Time (min.)																
1	Min. operating temp. +0/-3	30 $\pm$ 3																
2	Room temp.	2–3																
3	Max. operating temp. +3/-0	30 $\pm$ 3																
4	Room temp.	2–3																

No.	Item	Test Condition	Requirements																																																																	
13.	Humidity (Damp Heat) Steady State	* Test temp.: 40±2°C * Humidity: 90~95% RH * Test time: 500+24/-0hrs. * Measurement to be made after keeping at room temp. for 24±2 hrs. (Class I) or 48±4 hrs. (Class II).	* No remarkable damage. * Cap change: NP0: within ±5% or 0.5pF whichever is larger X7R, X7E, X5R: ≥10V**, within ±12.5%; 6.3V within ±25%; TT series & C≥ 1uF, within ±25% **10V:0603 ≥ 4.7μF; 0402 ≥ 1μF; 0201 ≥ 0.1μF, within ±25%; Y5V: ≥10V, within ±30%; 6.3V, within +30/-40% * Q/D.F. value: NP0: More than 30pF Q≥350, 10pF≤C≤30pF, Q≥275+2.5C Less than 10pF Q≥200+10C X7R, X5R: <table border="1"> <thead> <tr> <th>Rated vol.</th> <th>D.F. ≤</th> <th>Exception of D.F. ≤</th> </tr> </thead> <tbody> <tr> <td rowspan="3">≥ 50V</td> <td rowspan="3">≤ 3%</td> <td>≤ 6% 0201(50V); 0603 ≥ 0.047μF; 0805 ≥ 0.18μF; 1206 ≥ 0.47μF</td> </tr> <tr> <td>≤ 10% 1210 ≥ 4.7μF</td> </tr> <tr> <td>≤ 20% 0603 ≥ 1μF; 0805 ≥ 1μF; 1206 ≥ 4.7μF; 1210 ≥ 10μF</td> </tr> <tr> <td>35V</td> <td>≤ 5%</td> <td>≤ 20% 0805 ≥ 2.2μF; 1210 ≥ 10μF</td> </tr> <tr> <td rowspan="3">25V</td> <td rowspan="3">≤ 5%</td> <td>≤ 10% 0201 ≥ 0.01μF; 0805 ≥ 1μF; 1210 ≥ 10μF</td> </tr> <tr> <td>≤ 14% 0603 ≥ 0.33μF; 1206 ≥ 4.7μF</td> </tr> <tr> <td>≤ 15% 0402 ≥ 0.10μF; 0603 ≥ 0.47μF; 0805 ≥ 2.2μF; 1206 ≥ 6.8μF; 1210 ≥ 22μF</td> </tr> <tr> <td rowspan="2">16V</td> <td rowspan="2">≤ 5%</td> <td>≤ 10% 0603 ≥ 0.15μF; 0805 ≥ 0.68μF; 1206 ≥ 2.2μF; 1210 ≥ 4.7μF</td> </tr> <tr> <td>≤ 15% 0201 ≥ 0.01μF; 0402 ≥ 0.033μF; 0603 ≥ 0.68μF; 0805 ≥ 2.2μF; 1206 ≥ 4.7μF; 1210 ≥ 22μF</td> </tr> <tr> <td rowspan="2">10V</td> <td rowspan="2">≤ 7.5%</td> <td>≤ 15% 0402 ≥ 0.33μF; 0603 ≥ 0.33μF; 0805 ≥ 2.2μF; 1206 ≥ 2.2μF; 1210 ≥ 22μF</td> </tr> <tr> <td>≤ 20% 0201 ≥ 0.1μF; 0402 ≥ 1μF</td> </tr> <tr> <td>6.3V</td> <td>≤ 15%</td> <td>≤ 30% 0201 ≥ 0.1μF; 0402 ≥ 1μF; 0603 ≥ 10μF; 0805 ≥ 4.7μF; 1206 ≥ 47μF; 1210 ≥ 100μF</td> </tr> <tr> <td>4V</td> <td>≤ 20%</td> <td>---</td> </tr> </tbody> </table> Y5V: <table border="1"> <thead> <tr> <th>Rated vol.</th> <th>D.F. ≤</th> <th>Exception of D.F. ≤</th> </tr> </thead> <tbody> <tr> <td>≥ 50V</td> <td>7.5%</td> <td>10% 0603 ≥ 0.1μF; 0805 ≥ 0.47μF; 1206 ≥ 4.7μF</td> </tr> <tr> <td>35V</td> <td>10%</td> <td>---</td> </tr> <tr> <td rowspan="2">25V</td> <td rowspan="2">7.5%</td> <td>10% 0402 ≥ 0.047μF; 0603 ≥ 0.1μF; 0805 ≥ 0.33μF; 1206 ≥ 1μF; 1210 ≥ 4.7μF</td> </tr> <tr> <td>15% 0402 ≥ 0.068μF; 0603 ≥ 0.47μF; 1206 ≥ 4.7μF; 1210 ≥ 22μF</td> </tr> <tr> <td>16V (C&lt;1.0μF)</td> <td>10%</td> <td>12.5% 0402 ≥ 0.068μF; 0603 ≥ 0.68μF 20% 0402 ≥ 0.22μF</td> </tr> <tr> <td>16V (C≥ 1.0μF)</td> <td>12.5%</td> <td>20% 0603 ≥ 2.2μF; 0805 ≥ 3.3μF; 1206 ≥ 10μF; 1210 ≥ 22μF; 1812 ≥ 47μF;</td> </tr> <tr> <td>10V</td> <td>20%</td> <td>30% 0402 ≥ 0.47μF</td> </tr> <tr> <td>6.3V</td> <td>30%</td> <td>---</td> </tr> </tbody> </table> *I.R.: ≥10V, 1GΩ or 50 Ω-F whichever is smaller. Class II (X7R, X5R, Y5V) <table border="1"> <thead> <tr> <th>Rated voltage</th> <th>Insulation Resistance</th> </tr> </thead> <tbody> <tr> <td>100V: X7R</td> <td rowspan="7">1GΩ or RxC ≥ 10 Ω-F whichever is smaller.</td> </tr> <tr> <td>50V: 0603 ≥ 1μF; 0805 ≥ 1μF; 1206 ≥ 4.7μF; 1210 ≥ 4.7μF</td> </tr> <tr> <td>35V: 0805 ≥ 2.2μF; 1210 ≥ 10μF</td> </tr> <tr> <td>25V: 0402 ≥ 1μF; 0603 ≥ 2.2μF; 0805 ≥ 2.2μF; 1206 ≥ 10μF; 1210 ≥ 10μF</td> </tr> <tr> <td>16V: 0402 ≥ 0.22μF; 0603 ≥ 1μF; 0805 ≥ 2.2μF; 1206 ≥ 10μF; 1210 ≥ 47μF</td> </tr> <tr> <td>10V: 0201 ≥ 47nF; 0402 ≥ 0.47μF; 0603 ≥ 0.47μF; 0805 ≥ 2.2μF; 1206 ≥ 4.7μF; 1210 ≥ 47μF</td> </tr> <tr> <td>6.3V ; 4V</td> </tr> </tbody> </table>	Rated vol.	D.F. ≤	Exception of D.F. ≤	≥ 50V	≤ 3%	≤ 6% 0201(50V); 0603 ≥ 0.047μF; 0805 ≥ 0.18μF; 1206 ≥ 0.47μF	≤ 10% 1210 ≥ 4.7μF	≤ 20% 0603 ≥ 1μF; 0805 ≥ 1μF; 1206 ≥ 4.7μF; 1210 ≥ 10μF	35V	≤ 5%	≤ 20% 0805 ≥ 2.2μF; 1210 ≥ 10μF	25V	≤ 5%	≤ 10% 0201 ≥ 0.01μF; 0805 ≥ 1μF; 1210 ≥ 10μF	≤ 14% 0603 ≥ 0.33μF; 1206 ≥ 4.7μF	≤ 15% 0402 ≥ 0.10μF; 0603 ≥ 0.47μF; 0805 ≥ 2.2μF; 1206 ≥ 6.8μF; 1210 ≥ 22μF	16V	≤ 5%	≤ 10% 0603 ≥ 0.15μF; 0805 ≥ 0.68μF; 1206 ≥ 2.2μF; 1210 ≥ 4.7μF	≤ 15% 0201 ≥ 0.01μF; 0402 ≥ 0.033μF; 0603 ≥ 0.68μF; 0805 ≥ 2.2μF; 1206 ≥ 4.7μF; 1210 ≥ 22μF	10V	≤ 7.5%	≤ 15% 0402 ≥ 0.33μF; 0603 ≥ 0.33μF; 0805 ≥ 2.2μF; 1206 ≥ 2.2μF; 1210 ≥ 22μF	≤ 20% 0201 ≥ 0.1μF; 0402 ≥ 1μF	6.3V	≤ 15%	≤ 30% 0201 ≥ 0.1μF; 0402 ≥ 1μF; 0603 ≥ 10μF; 0805 ≥ 4.7μF; 1206 ≥ 47μF; 1210 ≥ 100μF	4V	≤ 20%	---	Rated vol.	D.F. ≤	Exception of D.F. ≤	≥ 50V	7.5%	10% 0603 ≥ 0.1μF; 0805 ≥ 0.47μF; 1206 ≥ 4.7μF	35V	10%	---	25V	7.5%	10% 0402 ≥ 0.047μF; 0603 ≥ 0.1μF; 0805 ≥ 0.33μF; 1206 ≥ 1μF; 1210 ≥ 4.7μF	15% 0402 ≥ 0.068μF; 0603 ≥ 0.47μF; 1206 ≥ 4.7μF; 1210 ≥ 22μF	16V (C<1.0μF)	10%	12.5% 0402 ≥ 0.068μF; 0603 ≥ 0.68μF 20% 0402 ≥ 0.22μF	16V (C≥ 1.0μF)	12.5%	20% 0603 ≥ 2.2μF; 0805 ≥ 3.3μF; 1206 ≥ 10μF; 1210 ≥ 22μF; 1812 ≥ 47μF;	10V	20%	30% 0402 ≥ 0.47μF	6.3V	30%	---	Rated voltage	Insulation Resistance	100V: X7R	1GΩ or RxC ≥ 10 Ω-F whichever is smaller.	50V: 0603 ≥ 1μF; 0805 ≥ 1μF; 1206 ≥ 4.7μF; 1210 ≥ 4.7μF	35V: 0805 ≥ 2.2μF; 1210 ≥ 10μF	25V: 0402 ≥ 1μF; 0603 ≥ 2.2μF; 0805 ≥ 2.2μF; 1206 ≥ 10μF; 1210 ≥ 10μF	16V: 0402 ≥ 0.22μF; 0603 ≥ 1μF; 0805 ≥ 2.2μF; 1206 ≥ 10μF; 1210 ≥ 47μF	10V: 0201 ≥ 47nF; 0402 ≥ 0.47μF; 0603 ≥ 0.47μF; 0805 ≥ 2.2μF; 1206 ≥ 4.7μF; 1210 ≥ 47μF	6.3V ; 4V
Rated vol.	D.F. ≤	Exception of D.F. ≤																																																																		
≥ 50V	≤ 3%	≤ 6% 0201(50V); 0603 ≥ 0.047μF; 0805 ≥ 0.18μF; 1206 ≥ 0.47μF																																																																		
		≤ 10% 1210 ≥ 4.7μF																																																																		
		≤ 20% 0603 ≥ 1μF; 0805 ≥ 1μF; 1206 ≥ 4.7μF; 1210 ≥ 10μF																																																																		
35V	≤ 5%	≤ 20% 0805 ≥ 2.2μF; 1210 ≥ 10μF																																																																		
25V	≤ 5%	≤ 10% 0201 ≥ 0.01μF; 0805 ≥ 1μF; 1210 ≥ 10μF																																																																		
		≤ 14% 0603 ≥ 0.33μF; 1206 ≥ 4.7μF																																																																		
		≤ 15% 0402 ≥ 0.10μF; 0603 ≥ 0.47μF; 0805 ≥ 2.2μF; 1206 ≥ 6.8μF; 1210 ≥ 22μF																																																																		
16V	≤ 5%	≤ 10% 0603 ≥ 0.15μF; 0805 ≥ 0.68μF; 1206 ≥ 2.2μF; 1210 ≥ 4.7μF																																																																		
		≤ 15% 0201 ≥ 0.01μF; 0402 ≥ 0.033μF; 0603 ≥ 0.68μF; 0805 ≥ 2.2μF; 1206 ≥ 4.7μF; 1210 ≥ 22μF																																																																		
10V	≤ 7.5%	≤ 15% 0402 ≥ 0.33μF; 0603 ≥ 0.33μF; 0805 ≥ 2.2μF; 1206 ≥ 2.2μF; 1210 ≥ 22μF																																																																		
		≤ 20% 0201 ≥ 0.1μF; 0402 ≥ 1μF																																																																		
6.3V	≤ 15%	≤ 30% 0201 ≥ 0.1μF; 0402 ≥ 1μF; 0603 ≥ 10μF; 0805 ≥ 4.7μF; 1206 ≥ 47μF; 1210 ≥ 100μF																																																																		
4V	≤ 20%	---																																																																		
Rated vol.	D.F. ≤	Exception of D.F. ≤																																																																		
≥ 50V	7.5%	10% 0603 ≥ 0.1μF; 0805 ≥ 0.47μF; 1206 ≥ 4.7μF																																																																		
35V	10%	---																																																																		
25V	7.5%	10% 0402 ≥ 0.047μF; 0603 ≥ 0.1μF; 0805 ≥ 0.33μF; 1206 ≥ 1μF; 1210 ≥ 4.7μF																																																																		
		15% 0402 ≥ 0.068μF; 0603 ≥ 0.47μF; 1206 ≥ 4.7μF; 1210 ≥ 22μF																																																																		
16V (C<1.0μF)	10%	12.5% 0402 ≥ 0.068μF; 0603 ≥ 0.68μF 20% 0402 ≥ 0.22μF																																																																		
16V (C≥ 1.0μF)	12.5%	20% 0603 ≥ 2.2μF; 0805 ≥ 3.3μF; 1206 ≥ 10μF; 1210 ≥ 22μF; 1812 ≥ 47μF;																																																																		
10V	20%	30% 0402 ≥ 0.47μF																																																																		
6.3V	30%	---																																																																		
Rated voltage	Insulation Resistance																																																																			
100V: X7R	1GΩ or RxC ≥ 10 Ω-F whichever is smaller.																																																																			
50V: 0603 ≥ 1μF; 0805 ≥ 1μF; 1206 ≥ 4.7μF; 1210 ≥ 4.7μF																																																																				
35V: 0805 ≥ 2.2μF; 1210 ≥ 10μF																																																																				
25V: 0402 ≥ 1μF; 0603 ≥ 2.2μF; 0805 ≥ 2.2μF; 1206 ≥ 10μF; 1210 ≥ 10μF																																																																				
16V: 0402 ≥ 0.22μF; 0603 ≥ 1μF; 0805 ≥ 2.2μF; 1206 ≥ 10μF; 1210 ≥ 47μF																																																																				
10V: 0201 ≥ 47nF; 0402 ≥ 0.47μF; 0603 ≥ 0.47μF; 0805 ≥ 2.2μF; 1206 ≥ 4.7μF; 1210 ≥ 47μF																																																																				
6.3V ; 4V																																																																				

No	Item	Test Condition	Requirements																																												
14	Humidity (Damp Heat) Load	* Test temp.: 40±2°C * Humidity: 90~95%RH * Test time: 500+24/-0 hrs. * To apply voltage : rated voltage. * Measurement to be made after keeping at room temp. for 24±2 hrs. (Class I) or 48±4 hrs. (Class II).	* No remarkable damage. Cap change: NP0: ±7.5% or 0.75pF whichever is larger. X7R, X7E, X5R: ≥10V**, within ±12.5%; 6.3V within ±25%; TT series & C≥ 1uF, within ±25% **10V:0603 ≥ 4.7μF; 0402 ≥ 1μF; 0201 ≥ 0.1μF, within ±25%; Y5V: ≥10V, within ±30%; 6.3V, within +30/-40% Q/D.F. value: NP0: C≥30pF, Q≥200; C<30pF, Q≥100+10/3C X7R, X5R:																																												
			<table border="1"> <thead> <tr> <th>Rated vol.</th> <th>D.F. ≤</th> <th colspan="2">Exception of D.F. ≤</th> </tr> </thead> <tbody> <tr> <td rowspan="3">≥ 50V</td> <td rowspan="3">≤ 3%</td> <td>≤ 6%</td> <td>0201 (50V); 0603 ≥ 0.047μF; 0805 ≥ 0.18μF; 1206 ≥ 0.47μF</td> </tr> <tr> <td>≤ 10%</td> <td>1210 ≥ 4.7μF</td> </tr> <tr> <td>≤ 20%</td> <td>0603 ≥ 1μF; 0805 ≥ 1μF; 1206 ≥ 4.7μF; 1210 ≥ 10μF</td> </tr> <tr> <td>35V</td> <td>≤ 5%</td> <td>≤ 20%</td> <td>0805 ≥ 2.2μF; 1210 ≥ 10μF</td> </tr> <tr> <td rowspan="3">25V</td> <td rowspan="3">≤ 5%</td> <td>≤ 10%</td> <td>0201 ≥ 0.01μF; 0805 ≥ 1μF; 1210 ≥ 10μF</td> </tr> <tr> <td>≤ 14%</td> <td>0603 ≥ 0.33μF; 1206 ≥ 4.7μF</td> </tr> <tr> <td>≤ 15%</td> <td>0402 ≥ 0.10μF; 0603 ≥ 0.47μF; 0805 ≥ 2.2μF; 1206 ≥ 6.8μF; 1210 ≥ 22μF</td> </tr> <tr> <td rowspan="2">16V</td> <td rowspan="2">≤ 5%</td> <td>≤ 10%</td> <td>0603 ≥ 0.15μF; 0805 ≥ 0.68μF; 1206 ≥ 2.2μF; 1210 ≥ 4.7μF</td> </tr> <tr> <td>≤ 15%</td> <td>0201 ≥ 0.01μF; 0402 ≥ 0.033μF; 0603 ≥ 0.68μF; 0805 ≥ 2.2μF; 1206 ≥ 4.7μF; 1210 ≥ 22μF</td> </tr> <tr> <td rowspan="2">10V</td> <td rowspan="2">≤ 7.5%</td> <td>≤ 15%</td> <td>0402 ≥ 0.33μF; 0603 ≥ 0.33μF; 0805 ≥ 2.2μF; 1206 ≥ 2.2μF; 1210 ≥ 22μF</td> </tr> <tr> <td>≤ 20%</td> <td>0201 ≥ 0.1μF ; 0402 ≥ 1μF</td> </tr> <tr> <td>6.3V</td> <td>≤ 15%</td> <td>≤ 30%</td> <td>0201 ≥ 0.1μF; 0402 ≥ 1μF; 0603 ≥ 10μF; 0805 ≥ 4.7μF; 1206 ≥ 47μF; 1210 ≥ 100μF</td> </tr> <tr> <td>4V</td> <td>≤ 20%</td> <td>---</td> <td>---</td> </tr> </tbody> </table>	Rated vol.	D.F. ≤	Exception of D.F. ≤		≥ 50V	≤ 3%	≤ 6%	0201 (50V); 0603 ≥ 0.047μF; 0805 ≥ 0.18μF; 1206 ≥ 0.47μF	≤ 10%	1210 ≥ 4.7μF	≤ 20%	0603 ≥ 1μF; 0805 ≥ 1μF; 1206 ≥ 4.7μF; 1210 ≥ 10μF	35V	≤ 5%	≤ 20%	0805 ≥ 2.2μF; 1210 ≥ 10μF	25V	≤ 5%	≤ 10%	0201 ≥ 0.01μF; 0805 ≥ 1μF; 1210 ≥ 10μF	≤ 14%	0603 ≥ 0.33μF; 1206 ≥ 4.7μF	≤ 15%	0402 ≥ 0.10μF; 0603 ≥ 0.47μF; 0805 ≥ 2.2μF; 1206 ≥ 6.8μF; 1210 ≥ 22μF	16V	≤ 5%	≤ 10%	0603 ≥ 0.15μF; 0805 ≥ 0.68μF; 1206 ≥ 2.2μF; 1210 ≥ 4.7μF	≤ 15%	0201 ≥ 0.01μF; 0402 ≥ 0.033μF; 0603 ≥ 0.68μF; 0805 ≥ 2.2μF; 1206 ≥ 4.7μF; 1210 ≥ 22μF	10V	≤ 7.5%	≤ 15%	0402 ≥ 0.33μF; 0603 ≥ 0.33μF; 0805 ≥ 2.2μF; 1206 ≥ 2.2μF; 1210 ≥ 22μF	≤ 20%	0201 ≥ 0.1μF ; 0402 ≥ 1μF	6.3V	≤ 15%	≤ 30%	0201 ≥ 0.1μF; 0402 ≥ 1μF; 0603 ≥ 10μF; 0805 ≥ 4.7μF; 1206 ≥ 47μF; 1210 ≥ 100μF	4V	≤ 20%	---	---
			Rated vol.	D.F. ≤	Exception of D.F. ≤																																										
			≥ 50V	≤ 3%	≤ 6%	0201 (50V); 0603 ≥ 0.047μF; 0805 ≥ 0.18μF; 1206 ≥ 0.47μF																																									
					≤ 10%	1210 ≥ 4.7μF																																									
					≤ 20%	0603 ≥ 1μF; 0805 ≥ 1μF; 1206 ≥ 4.7μF; 1210 ≥ 10μF																																									
			35V	≤ 5%	≤ 20%	0805 ≥ 2.2μF; 1210 ≥ 10μF																																									
			25V	≤ 5%	≤ 10%	0201 ≥ 0.01μF; 0805 ≥ 1μF; 1210 ≥ 10μF																																									
					≤ 14%	0603 ≥ 0.33μF; 1206 ≥ 4.7μF																																									
					≤ 15%	0402 ≥ 0.10μF; 0603 ≥ 0.47μF; 0805 ≥ 2.2μF; 1206 ≥ 6.8μF; 1210 ≥ 22μF																																									
			16V	≤ 5%	≤ 10%	0603 ≥ 0.15μF; 0805 ≥ 0.68μF; 1206 ≥ 2.2μF; 1210 ≥ 4.7μF																																									
					≤ 15%	0201 ≥ 0.01μF; 0402 ≥ 0.033μF; 0603 ≥ 0.68μF; 0805 ≥ 2.2μF; 1206 ≥ 4.7μF; 1210 ≥ 22μF																																									
			10V	≤ 7.5%	≤ 15%	0402 ≥ 0.33μF; 0603 ≥ 0.33μF; 0805 ≥ 2.2μF; 1206 ≥ 2.2μF; 1210 ≥ 22μF																																									
					≤ 20%	0201 ≥ 0.1μF ; 0402 ≥ 1μF																																									
6.3V	≤ 15%	≤ 30%	0201 ≥ 0.1μF; 0402 ≥ 1μF; 0603 ≥ 10μF; 0805 ≥ 4.7μF; 1206 ≥ 47μF; 1210 ≥ 100μF																																												
4V	≤ 20%	---	---																																												
Y5V:																																															
<table border="1"> <thead> <tr> <th>Rated vol.</th> <th>D.F. ≤</th> <th colspan="2">Exception of D.F. ≤</th> </tr> </thead> <tbody> <tr> <td>≥ 50V</td> <td>7.5%</td> <td>10%</td> <td>0603 ≥ 0.1μF; 0805 ≥ 0.47μF; 1206 ≥ 4.7μF</td> </tr> <tr> <td>35V</td> <td>10%</td> <td>---</td> <td>---</td> </tr> <tr> <td rowspan="2">25V</td> <td rowspan="2">7.5%</td> <td>10%</td> <td>0402 ≥ 0.047μF; 0603 ≥ 0.1μF; 0805 ≥ 0.33μF; 1206 ≥ 1μF; 1210 ≥ 4.7μF</td> </tr> <tr> <td>15%</td> <td>0402 ≥ 0.068μF; 0603 ≥ 0.47μF; 1206 ≥ 4.7μF; 1210 ≥ 22μF</td> </tr> <tr> <td rowspan="2">16V (C&lt;1.0μF)</td> <td rowspan="2">10%</td> <td>12.5%</td> <td>0402 ≥ 0.068μF; 0603 ≥ 0.68μF</td> </tr> <tr> <td>20%</td> <td>0402 ≥ 0.22μF</td> </tr> <tr> <td>16V (C ≥ 1.0μF)</td> <td>12.5%</td> <td>20%</td> <td>0603 ≥ 2.2μF; 0805 ≥ 3.3μF; 1206 ≥ 10μF; 1210 ≥ 22μF; 1812 ≥ 47μF;</td> </tr> <tr> <td>10V</td> <td>20%</td> <td>30%</td> <td>0402 ≥ 0.47μF</td> </tr> <tr> <td>6.3V</td> <td>30%</td> <td>---</td> <td>---</td> </tr> </tbody> </table>	Rated vol.	D.F. ≤	Exception of D.F. ≤		≥ 50V	7.5%	10%	0603 ≥ 0.1μF; 0805 ≥ 0.47μF; 1206 ≥ 4.7μF	35V	10%	---	---	25V	7.5%	10%	0402 ≥ 0.047μF; 0603 ≥ 0.1μF; 0805 ≥ 0.33μF; 1206 ≥ 1μF; 1210 ≥ 4.7μF	15%	0402 ≥ 0.068μF; 0603 ≥ 0.47μF; 1206 ≥ 4.7μF; 1210 ≥ 22μF	16V (C<1.0μF)	10%	12.5%	0402 ≥ 0.068μF; 0603 ≥ 0.68μF	20%	0402 ≥ 0.22μF	16V (C ≥ 1.0μF)	12.5%	20%	0603 ≥ 2.2μF; 0805 ≥ 3.3μF; 1206 ≥ 10μF; 1210 ≥ 22μF; 1812 ≥ 47μF;	10V	20%	30%	0402 ≥ 0.47μF	6.3V	30%	---	---											
Rated vol.	D.F. ≤	Exception of D.F. ≤																																													
≥ 50V	7.5%	10%	0603 ≥ 0.1μF; 0805 ≥ 0.47μF; 1206 ≥ 4.7μF																																												
35V	10%	---	---																																												
25V	7.5%	10%	0402 ≥ 0.047μF; 0603 ≥ 0.1μF; 0805 ≥ 0.33μF; 1206 ≥ 1μF; 1210 ≥ 4.7μF																																												
		15%	0402 ≥ 0.068μF; 0603 ≥ 0.47μF; 1206 ≥ 4.7μF; 1210 ≥ 22μF																																												
16V (C<1.0μF)	10%	12.5%	0402 ≥ 0.068μF; 0603 ≥ 0.68μF																																												
		20%	0402 ≥ 0.22μF																																												
16V (C ≥ 1.0μF)	12.5%	20%	0603 ≥ 2.2μF; 0805 ≥ 3.3μF; 1206 ≥ 10μF; 1210 ≥ 22μF; 1812 ≥ 47μF;																																												
10V	20%	30%	0402 ≥ 0.47μF																																												
6.3V	30%	---	---																																												
*I.R.: ≥10V, 500MΩ or 25 Ω-F whichever is smaller. Class II (X7R, X5R, Y5V)																																															
<table border="1"> <thead> <tr> <th>Rated voltage</th> <th>Insulation Resistance</th> </tr> </thead> <tbody> <tr> <td>100V: X7R</td> <td rowspan="7">500MΩ or RxC ≥ 5 Ω-F whichever is smaller.</td> </tr> <tr> <td>50V: 0603 ≥ 1μF; 0805 ≥ 1μF; 1206 ≥ 4.7μF; 1210 ≥ 4.7μF</td> </tr> <tr> <td>35V: 0805 ≥ 2.2μF; 1210 ≥ 10μF</td> </tr> <tr> <td>25V: 0402 ≥ 1μF; 0603 ≥ 2.2μF; 0805 ≥ 2.2μF; 1206 ≥ 10μF; 1210 ≥ 10μF</td> </tr> <tr> <td>16V: 0402 ≥ 0.22μF; 0603 ≥ 1μF; 0805 ≥ 2.2μF; 1206 ≥ 10μF; 1210 ≥ 47μF</td> </tr> <tr> <td>10V: 0201 ≥ 47nF; 0402 ≥ 0.47μF; 0603 ≥ 0.47μF; 0805 ≥ 2.2μF; 1206 ≥ 4.7μF; 1210 ≥ 47μF</td> </tr> <tr> <td>6.3V ; 4V</td> </tr> </tbody> </table>	Rated voltage	Insulation Resistance	100V: X7R	500MΩ or RxC ≥ 5 Ω-F whichever is smaller.	50V: 0603 ≥ 1μF; 0805 ≥ 1μF; 1206 ≥ 4.7μF; 1210 ≥ 4.7μF	35V: 0805 ≥ 2.2μF; 1210 ≥ 10μF	25V: 0402 ≥ 1μF; 0603 ≥ 2.2μF; 0805 ≥ 2.2μF; 1206 ≥ 10μF; 1210 ≥ 10μF	16V: 0402 ≥ 0.22μF; 0603 ≥ 1μF; 0805 ≥ 2.2μF; 1206 ≥ 10μF; 1210 ≥ 47μF	10V: 0201 ≥ 47nF; 0402 ≥ 0.47μF; 0603 ≥ 0.47μF; 0805 ≥ 2.2μF; 1206 ≥ 4.7μF; 1210 ≥ 47μF	6.3V ; 4V																																					
Rated voltage	Insulation Resistance																																														
100V: X7R	500MΩ or RxC ≥ 5 Ω-F whichever is smaller.																																														
50V: 0603 ≥ 1μF; 0805 ≥ 1μF; 1206 ≥ 4.7μF; 1210 ≥ 4.7μF																																															
35V: 0805 ≥ 2.2μF; 1210 ≥ 10μF																																															
25V: 0402 ≥ 1μF; 0603 ≥ 2.2μF; 0805 ≥ 2.2μF; 1206 ≥ 10μF; 1210 ≥ 10μF																																															
16V: 0402 ≥ 0.22μF; 0603 ≥ 1μF; 0805 ≥ 2.2μF; 1206 ≥ 10μF; 1210 ≥ 47μF																																															
10V: 0201 ≥ 47nF; 0402 ≥ 0.47μF; 0603 ≥ 0.47μF; 0805 ≥ 2.2μF; 1206 ≥ 4.7μF; 1210 ≥ 47μF																																															
6.3V ; 4V																																															

No	Item	Test Condition	Requirements																																																									
15.	High Temperature Load (Endurance)	Test temp. : NP0, X7R/X7E: 125±3°C X5R, Y5V: 85±3°C Test time: 1000+24/-0 hrs. To apply voltage: (1) 6.3V or C ≥ 10µF or TT series: 150% of rated voltage. (2) 10V ≤ Ur < 500V: 200% of rated voltage. (3) 500V: 150% of rated voltage. (4) Ur ≥ 630V: 120% of rated voltage. (5) 100% of rated voltage for below range.	* No remarkable damage. Cap change: NP0: ±3.0% or ±0.3pF whichever is larger X7R, X7E, X5R: ≥10V**, within ±12.5%; 6.3V within ±25%; TT series & C ≥ 1µF, within ±25% **10V:0603 ≥ 4.7µF; 0402 ≥ 1µF; 0201 ≥ 0.1µF, within ±25%; Y5V: ≥10V, within ±30%; 6.3V, within +30/-40% Q/D.F. value: NP0: More than 30pF, Q ≥ 350 10pF ≤ C < 30pF, Q ≥ 275+2.5C Less than 10pF, Q ≥ 200+10C X7R, X5R:																																																									
		<table border="1"> <thead> <tr> <th>Size</th> <th>Dielectric</th> <th>Rated voltage</th> <th>Capacitance range</th> </tr> </thead> <tbody> <tr> <td>0201</td> <td>X5R</td> <td>6.3V, 10V</td> <td>C ≥ 0.1µF</td> </tr> <tr> <td>0402</td> <td>X5R</td> <td>6.3V, 10V</td> <td>C ≥ 1.0µF</td> </tr> <tr> <td>0603</td> <td>X5R</td> <td>6.3V, 10V</td> <td>C ≥ 4.7µF</td> </tr> <tr> <td>0805</td> <td>X5R</td> <td>6.3V</td> <td>C ≥ 22µF</td> </tr> <tr> <td rowspan="2">1206</td> <td>X5R</td> <td>6.3V</td> <td>C ≥ 47µF</td> </tr> <tr> <td>NP0</td> <td>3000V</td> <td>C ≥ 1.5pF</td> </tr> </tbody> </table>	Size	Dielectric	Rated voltage	Capacitance range	0201	X5R	6.3V, 10V	C ≥ 0.1µF	0402	X5R	6.3V, 10V	C ≥ 1.0µF	0603	X5R	6.3V, 10V	C ≥ 4.7µF	0805	X5R	6.3V	C ≥ 22µF	1206	X5R	6.3V	C ≥ 47µF	NP0	3000V	C ≥ 1.5pF	<table border="1"> <thead> <tr> <th>Rated vol.</th> <th>D.F. ≤</th> <th>Exception of D.F. ≤</th> </tr> </thead> <tbody> <tr> <td rowspan="3">≥ 50V</td> <td rowspan="3">≤ 3%</td> <td>≤ 6% 0201(50V); 0603 ≥ 0.047µF; 0805 ≥ 0.18µF; 1206 ≥ 0.47µF</td> </tr> <tr> <td>≤ 10% 1210 ≥ 4.7µF</td> </tr> <tr> <td>≤ 20% 0603 ≥ 1µF; 0805 ≥ 1µF; 1206 ≥ 4.7µF; 1210 ≥ 10µF</td> </tr> <tr> <td>35V</td> <td>≤ 5%</td> <td>≤ 20% 0805 ≥ 2.2µF; 1210 ≥ 10µF</td> </tr> <tr> <td rowspan="3">25V</td> <td rowspan="3">≤ 5%</td> <td>≤ 10% 0201 ≥ 0.01µF; 0805 ≥ 1µF; 1210 ≥ 10µF</td> </tr> <tr> <td>≤ 14% 0603 ≥ 0.33µF; 1206 ≥ 4.7µF</td> </tr> <tr> <td>≤ 15% 0402 ≥ 0.10µF; 0603 ≥ 0.47µF; 0805 ≥ 2.2µF; 1206 ≥ 6.8µF; 1210 ≥ 22µF</td> </tr> <tr> <td rowspan="2">16V</td> <td rowspan="2">≤ 5%</td> <td>≤ 10% 0603 ≥ 0.15µF; 0805 ≥ 0.68µF; 1206 ≥ 2.2µF; 1210 ≥ 4.7µF</td> </tr> <tr> <td>≤ 15% 0201 ≥ 0.01µF; 0402 ≥ 0.033µF; 0603 ≥ 0.68µF; 0805 ≥ 2.2µF; 1206 ≥ 4.7µF; 1210 ≥ 22µF</td> </tr> <tr> <td rowspan="2">10V</td> <td rowspan="2">≤ 7.5%</td> <td>≤ 15% 0402 ≥ 0.33µF; 0603 ≥ 0.33µF; 0805 ≥ 2.2µF; 1206 ≥ 2.2µF; 1210 ≥ 22µF</td> </tr> <tr> <td>≤ 20% 0201 ≥ 0.1µF; 0402 ≥ 1µF</td> </tr> <tr> <td>6.3V</td> <td>≤ 15%</td> <td>≤ 30% 0201 ≥ 0.1µF; 0402 ≥ 1µF; 0603 ≥ 10µF; 0805 ≥ 4.7µF; 1206 ≥ 47µF; 1210 ≥ 100µF</td> </tr> <tr> <td>4V</td> <td>≤ 20%</td> <td>---</td> </tr> </tbody> </table>	Rated vol.	D.F. ≤	Exception of D.F. ≤	≥ 50V	≤ 3%	≤ 6% 0201(50V); 0603 ≥ 0.047µF; 0805 ≥ 0.18µF; 1206 ≥ 0.47µF	≤ 10% 1210 ≥ 4.7µF	≤ 20% 0603 ≥ 1µF; 0805 ≥ 1µF; 1206 ≥ 4.7µF; 1210 ≥ 10µF	35V	≤ 5%	≤ 20% 0805 ≥ 2.2µF; 1210 ≥ 10µF	25V	≤ 5%	≤ 10% 0201 ≥ 0.01µF; 0805 ≥ 1µF; 1210 ≥ 10µF	≤ 14% 0603 ≥ 0.33µF; 1206 ≥ 4.7µF	≤ 15% 0402 ≥ 0.10µF; 0603 ≥ 0.47µF; 0805 ≥ 2.2µF; 1206 ≥ 6.8µF; 1210 ≥ 22µF	16V	≤ 5%	≤ 10% 0603 ≥ 0.15µF; 0805 ≥ 0.68µF; 1206 ≥ 2.2µF; 1210 ≥ 4.7µF	≤ 15% 0201 ≥ 0.01µF; 0402 ≥ 0.033µF; 0603 ≥ 0.68µF; 0805 ≥ 2.2µF; 1206 ≥ 4.7µF; 1210 ≥ 22µF	10V	≤ 7.5%	≤ 15% 0402 ≥ 0.33µF; 0603 ≥ 0.33µF; 0805 ≥ 2.2µF; 1206 ≥ 2.2µF; 1210 ≥ 22µF	≤ 20% 0201 ≥ 0.1µF; 0402 ≥ 1µF	6.3V	≤ 15%	≤ 30% 0201 ≥ 0.1µF; 0402 ≥ 1µF; 0603 ≥ 10µF; 0805 ≥ 4.7µF; 1206 ≥ 47µF; 1210 ≥ 100µF	4V	≤ 20%	---
		Size	Dielectric	Rated voltage	Capacitance range																																																							
		0201	X5R	6.3V, 10V	C ≥ 0.1µF																																																							
		0402	X5R	6.3V, 10V	C ≥ 1.0µF																																																							
		0603	X5R	6.3V, 10V	C ≥ 4.7µF																																																							
		0805	X5R	6.3V	C ≥ 22µF																																																							
		1206	X5R	6.3V	C ≥ 47µF																																																							
			NP0	3000V	C ≥ 1.5pF																																																							
		Rated vol.	D.F. ≤	Exception of D.F. ≤																																																								
		≥ 50V	≤ 3%	≤ 6% 0201(50V); 0603 ≥ 0.047µF; 0805 ≥ 0.18µF; 1206 ≥ 0.47µF																																																								
				≤ 10% 1210 ≥ 4.7µF																																																								
				≤ 20% 0603 ≥ 1µF; 0805 ≥ 1µF; 1206 ≥ 4.7µF; 1210 ≥ 10µF																																																								
		35V	≤ 5%	≤ 20% 0805 ≥ 2.2µF; 1210 ≥ 10µF																																																								
		25V	≤ 5%	≤ 10% 0201 ≥ 0.01µF; 0805 ≥ 1µF; 1210 ≥ 10µF																																																								
≤ 14% 0603 ≥ 0.33µF; 1206 ≥ 4.7µF																																																												
≤ 15% 0402 ≥ 0.10µF; 0603 ≥ 0.47µF; 0805 ≥ 2.2µF; 1206 ≥ 6.8µF; 1210 ≥ 22µF																																																												
16V	≤ 5%	≤ 10% 0603 ≥ 0.15µF; 0805 ≥ 0.68µF; 1206 ≥ 2.2µF; 1210 ≥ 4.7µF																																																										
		≤ 15% 0201 ≥ 0.01µF; 0402 ≥ 0.033µF; 0603 ≥ 0.68µF; 0805 ≥ 2.2µF; 1206 ≥ 4.7µF; 1210 ≥ 22µF																																																										
10V	≤ 7.5%	≤ 15% 0402 ≥ 0.33µF; 0603 ≥ 0.33µF; 0805 ≥ 2.2µF; 1206 ≥ 2.2µF; 1210 ≥ 22µF																																																										
		≤ 20% 0201 ≥ 0.1µF; 0402 ≥ 1µF																																																										
6.3V	≤ 15%	≤ 30% 0201 ≥ 0.1µF; 0402 ≥ 1µF; 0603 ≥ 10µF; 0805 ≥ 4.7µF; 1206 ≥ 47µF; 1210 ≥ 100µF																																																										
4V	≤ 20%	---																																																										
<table border="1"> <thead> <tr> <th>Size</th> <th>Dielectric</th> <th>Rated voltage</th> <th>Capacitance range</th> </tr> </thead> <tbody> <tr> <td rowspan="2">0402</td> <td>X5R</td> <td>10V, 16V, 25V</td> <td>C ≥ 0.22µF</td> </tr> <tr> <td>Y5V</td> <td>16V</td> <td>C ≥ 0.47µF</td> </tr> <tr> <td rowspan="2">0603</td> <td>X5R</td> <td>10V, 16V</td> <td>C ≥ 1.0µF</td> </tr> <tr> <td>Y5V</td> <td>16V</td> <td>C ≥ 2.2µF</td> </tr> <tr> <td rowspan="2">0805</td> <td>X5R</td> <td>10V</td> <td>C ≥ 4.7µF</td> </tr> <tr> <td>Y5V</td> <td>16V</td> <td>C ≥ 4.7µF</td> </tr> </tbody> </table>	Size	Dielectric	Rated voltage	Capacitance range	0402	X5R	10V, 16V, 25V	C ≥ 0.22µF	Y5V	16V	C ≥ 0.47µF	0603	X5R	10V, 16V	C ≥ 1.0µF	Y5V	16V	C ≥ 2.2µF	0805	X5R	10V	C ≥ 4.7µF	Y5V	16V	C ≥ 4.7µF	<table border="1"> <thead> <tr> <th>Rated vol.</th> <th>D.F. ≤</th> <th>Exception of D.F. ≤</th> </tr> </thead> <tbody> <tr> <td>≥ 50V</td> <td>7.5%</td> <td>10% 0603 ≥ 0.1µF; 0805 ≥ 0.47µF; 1206 ≥ 4.7µF</td> </tr> <tr> <td>35V</td> <td>10%</td> <td>---</td> </tr> <tr> <td rowspan="2">25V</td> <td rowspan="2">7.5%</td> <td>10% 0402 ≥ 0.047µF; 0603 ≥ 0.1µF; 0805 ≥ 0.33µF; 1206 ≥ 1µF; 1210 ≥ 4.7µF</td> </tr> <tr> <td>15% 0402 ≥ 0.068µF; 0603 ≥ 0.47µF; 1206 ≥ 4.7µF; 1210 ≥ 22µF</td> </tr> <tr> <td>16V (C &lt; 1.0µF)</td> <td>10%</td> <td>12.5% 0402 ≥ 0.068µF; 0603 ≥ 0.68µF 20% 0402 ≥ 0.22µF</td> </tr> <tr> <td>16V (C ≥ 1.0µF)</td> <td>12.5%</td> <td>20% 0603 ≥ 2.2µF; 0805 ≥ 3.3µF; 1206 ≥ 10µF; 1210 ≥ 22µF; 1812 ≥ 47µF;</td> </tr> <tr> <td>10V</td> <td>20%</td> <td>30% 0402 ≥ 0.47µF</td> </tr> <tr> <td>6.3V</td> <td>30%</td> <td>---</td> </tr> </tbody> </table>	Rated vol.	D.F. ≤	Exception of D.F. ≤	≥ 50V	7.5%	10% 0603 ≥ 0.1µF; 0805 ≥ 0.47µF; 1206 ≥ 4.7µF	35V	10%	---	25V	7.5%	10% 0402 ≥ 0.047µF; 0603 ≥ 0.1µF; 0805 ≥ 0.33µF; 1206 ≥ 1µF; 1210 ≥ 4.7µF	15% 0402 ≥ 0.068µF; 0603 ≥ 0.47µF; 1206 ≥ 4.7µF; 1210 ≥ 22µF	16V (C < 1.0µF)	10%	12.5% 0402 ≥ 0.068µF; 0603 ≥ 0.68µF 20% 0402 ≥ 0.22µF	16V (C ≥ 1.0µF)	12.5%	20% 0603 ≥ 2.2µF; 0805 ≥ 3.3µF; 1206 ≥ 10µF; 1210 ≥ 22µF; 1812 ≥ 47µF;	10V	20%	30% 0402 ≥ 0.47µF	6.3V	30%	---									
Size	Dielectric	Rated voltage	Capacitance range																																																									
0402	X5R	10V, 16V, 25V	C ≥ 0.22µF																																																									
	Y5V	16V	C ≥ 0.47µF																																																									
0603	X5R	10V, 16V	C ≥ 1.0µF																																																									
	Y5V	16V	C ≥ 2.2µF																																																									
0805	X5R	10V	C ≥ 4.7µF																																																									
	Y5V	16V	C ≥ 4.7µF																																																									
Rated vol.	D.F. ≤	Exception of D.F. ≤																																																										
≥ 50V	7.5%	10% 0603 ≥ 0.1µF; 0805 ≥ 0.47µF; 1206 ≥ 4.7µF																																																										
35V	10%	---																																																										
25V	7.5%	10% 0402 ≥ 0.047µF; 0603 ≥ 0.1µF; 0805 ≥ 0.33µF; 1206 ≥ 1µF; 1210 ≥ 4.7µF																																																										
		15% 0402 ≥ 0.068µF; 0603 ≥ 0.47µF; 1206 ≥ 4.7µF; 1210 ≥ 22µF																																																										
16V (C < 1.0µF)	10%	12.5% 0402 ≥ 0.068µF; 0603 ≥ 0.68µF 20% 0402 ≥ 0.22µF																																																										
16V (C ≥ 1.0µF)	12.5%	20% 0603 ≥ 2.2µF; 0805 ≥ 3.3µF; 1206 ≥ 10µF; 1210 ≥ 22µF; 1812 ≥ 47µF;																																																										
10V	20%	30% 0402 ≥ 0.47µF																																																										
6.3V	30%	---																																																										
(6) 150% of rated voltage for below range.	Y5V:																																																											
* Measurement to be made after keeping at room temp. for 24±2 hrs. (Class I) or 48±4 hrs. (Class II).	*I.R.: ≥10V, 1GΩ or 50 Ω-F whichever is smaller. Class II (X7R, X5R, Y5V)																																																											
	<table border="1"> <thead> <tr> <th>Rated voltage</th> <th>Insulation Resistance</th> </tr> </thead> <tbody> <tr> <td>100V: X7R</td> <td rowspan="7">1GΩ or RxC ≥ 10 Ω-F whichever is smaller.</td> </tr> <tr> <td>50V: 0603 ≥ 1µF; 0805 ≥ 1µF; 1206 ≥ 4.7µF; 1210 ≥ 4.7µF</td> </tr> <tr> <td>35V: 0805 ≥ 2.2µF; 1210 ≥ 10µF</td> </tr> <tr> <td>25V: 0402 ≥ 1µF; 0603 ≥ 2.2µF; 0805 ≥ 2.2µF; 1206 ≥ 10µF; 1210 ≥ 10µF</td> </tr> <tr> <td>16V: 0402 ≥ 0.22µF; 0603 ≥ 1µF; 0805 ≥ 2.2µF; 1206 ≥ 10µF; 1210 ≥ 47µF</td> </tr> <tr> <td>10V: 0201 ≥ 47nF; 0402 ≥ 0.47µF; 0603 ≥ 0.47µF; 0805 ≥ 2.2µF; 1206 ≥ 4.7µF; 1210 ≥ 47µF</td> </tr> <tr> <td>6.3V; 4V</td> </tr> </tbody> </table>	Rated voltage	Insulation Resistance	100V: X7R	1GΩ or RxC ≥ 10 Ω-F whichever is smaller.	50V: 0603 ≥ 1µF; 0805 ≥ 1µF; 1206 ≥ 4.7µF; 1210 ≥ 4.7µF	35V: 0805 ≥ 2.2µF; 1210 ≥ 10µF	25V: 0402 ≥ 1µF; 0603 ≥ 2.2µF; 0805 ≥ 2.2µF; 1206 ≥ 10µF; 1210 ≥ 10µF	16V: 0402 ≥ 0.22µF; 0603 ≥ 1µF; 0805 ≥ 2.2µF; 1206 ≥ 10µF; 1210 ≥ 47µF	10V: 0201 ≥ 47nF; 0402 ≥ 0.47µF; 0603 ≥ 0.47µF; 0805 ≥ 2.2µF; 1206 ≥ 4.7µF; 1210 ≥ 47µF	6.3V; 4V																																																	
Rated voltage	Insulation Resistance																																																											
100V: X7R	1GΩ or RxC ≥ 10 Ω-F whichever is smaller.																																																											
50V: 0603 ≥ 1µF; 0805 ≥ 1µF; 1206 ≥ 4.7µF; 1210 ≥ 4.7µF																																																												
35V: 0805 ≥ 2.2µF; 1210 ≥ 10µF																																																												
25V: 0402 ≥ 1µF; 0603 ≥ 2.2µF; 0805 ≥ 2.2µF; 1206 ≥ 10µF; 1210 ≥ 10µF																																																												
16V: 0402 ≥ 0.22µF; 0603 ≥ 1µF; 0805 ≥ 2.2µF; 1206 ≥ 10µF; 1210 ≥ 47µF																																																												
10V: 0201 ≥ 47nF; 0402 ≥ 0.47µF; 0603 ≥ 0.47µF; 0805 ≥ 2.2µF; 1206 ≥ 4.7µF; 1210 ≥ 47µF																																																												
6.3V; 4V																																																												

**APPENDIXES**

**▣ Tape & reel dimensions**

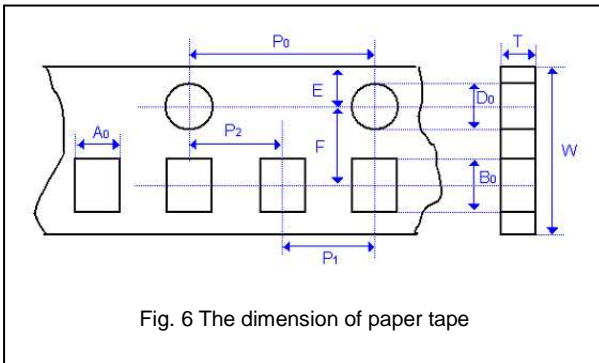


Fig. 6 The dimension of paper tape

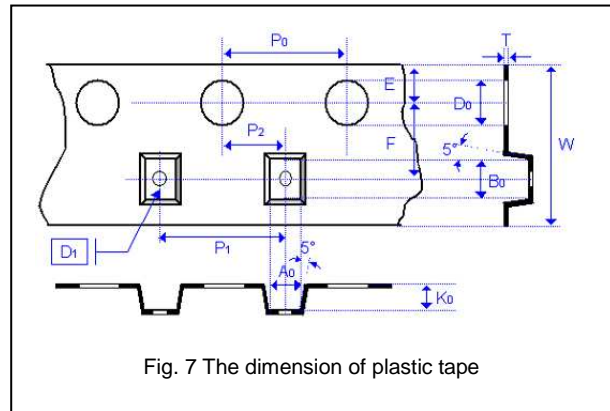


Fig. 7 The dimension of plastic tape

Size	0402	0603	0805			1206			1210			1812		
Thickness	N	S, X	A	B	C, D, I	B	C, J, D	G, P	C, D	G, K	M	D, K	M	U
A <sub>0</sub>	0.62±0.05	1.02±0.05	1.50±0.10	1.50±0.10	<1.57	2.00±0.10	<1.85	<1.95	<2.97	<2.97	<2.97	<3.81	<3.81	<3.90
B <sub>0</sub>	1.12±0.05	1.80±0.05	2.30±0.10	2.30±0.10	<2.40	3.50±0.10	<3.46	<3.67	<3.73	<3.73	<3.73	<5.30	<5.30	<5.30
T	0.60±0.05	0.95±0.05	0.75±0.05	0.95±0.05	0.23±0.05	0.95±0.05	0.23±0.05	0.23±0.05	0.23±0.05	0.23±0.05	0.23±0.05	0.25±0.05	0.25±0.05	0.25±0.05
K <sub>0</sub>	-	-	-	-	<2.50	-	<2.50	<2.50	<2.50	<2.50	<3.00	<2.50	<3.00	<3.50
W	8.00±0.10	8.00±0.10	8.00±0.10	8.00±0.10	8.00±0.10	8.00±0.10	8.00±0.10	8.00±0.10	8.00±0.10	8.00±0.10	8.00±0.10	12.0±0.20	12.0±0.20	12.0±0.20
P <sub>0</sub>	4.00±0.10	4.00±0.10	4.00±0.10	4.00±0.10	4.00±0.10	4.00±0.10	4.00±0.10	4.00±0.10	4.00±0.10	4.00±0.10	4.00±0.10	4.00±0.10	4.00±0.10	4.00±0.10
10xP <sub>0</sub>	40.0±0.10	40.0±0.10	40.0±0.10	40.0±0.10	40.0±0.10	40.0±0.10	40.0±0.10	40.0±0.10	40.0±0.10	40.0±0.10	40.0±0.10	40.0±0.10	40.0±0.10	40.0±0.20
P <sub>1</sub>	2.00±0.05	4.00±0.10	4.00±0.10	4.00±0.10	4.00±0.10	4.00±0.10	4.00±0.10	4.00±0.10	4.00±0.10	4.00±0.10	4.00±0.10	8.00±0.10	8.00±0.10	8.00±0.10
P <sub>2</sub>	2.00±0.05	2.00±0.05	2.00±0.05	2.00±0.05	2.00±0.05	2.00±0.05	2.00±0.05	2.00±0.05	2.00±0.05	2.00±0.05	2.00±0.05	2.00±0.05	2.00±0.05	2.00±0.05
D <sub>0</sub>	1.55±0.05	1.55±0.05	1.55±0.05	1.55±0.05	1.50±0.05	1.50±0.05	1.50±0.05	1.50±0.05	1.50±0.05	1.50±0.05	1.50±0.05	1.50±0.05	1.50±0.05	1.50±0.10
D <sub>1</sub>	-	-	-	-	1.00±0.10	-	1.00±0.10	1.00±0.10	1.00±0.10	1.00±0.10	1.00±0.10	1.50±0.10	1.50±0.10	1.50±0.10
E	1.75±0.05	1.75±0.05	1.75±0.05	1.75±0.05	1.75±0.10	1.75±0.10	1.75±0.10	1.75±0.10	1.75±0.10	1.75±0.10	1.75±0.10	1.75±0.10	1.75±0.10	1.75±0.10
F	3.50±0.05	3.50±0.05	3.50±0.05	3.50±0.05	3.50±0.05	3.50±0.05	3.50±0.05	3.50±0.05	3.50±0.05	3.50±0.05	3.50±0.05	5.50±0.05	5.50±0.05	5.50±0.05

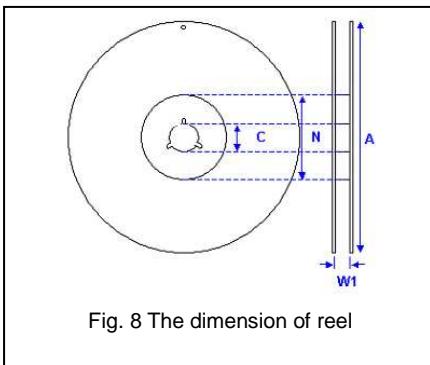
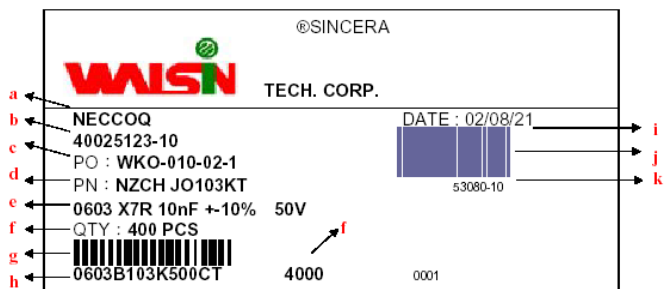


Fig. 8 The dimension of reel

Size	0402, 0603, 0805, 1206, 1210			1812
Reel size	7"	10"	13"	7"
C	13.0+0.5/-0.2	13.0+0.5/-0.2	13.0+0.5/-0.2	13.0+0.5/-0.2
W <sub>1</sub>	8.4+1.5/-0	8.4+1.5/-0	8.4+1.5/-0	12.4+2.0/-0
A	178.0±0.10	250.0±1.0	330.0±1.0	178.0±0.10
N	60.0+1.0/-0	100.0±1.0	100±1.0	60.0+1.0/-0

▣ Description of customer label



- a. Customer name
- b. WTC order series and item number
- c. Customer P/O
- d. Customer P/N
- e. Description of product
- f. Quantity
- g. Bar code including quantity & WTC P/N or customer
- h. WTC P/N
- i. Shipping date
- j. Order bar code including series and item numbers
- k. Serial number of label

▣ Constructions

No.	Name	X7R, X5R, Y5V
①	Ceramic material	BaTiO <sub>3</sub> based
②	Inner electrode	Ni
③	Termination	Inner layer
④		Middle layer
⑤		Outer layer
		Sn (Matt)

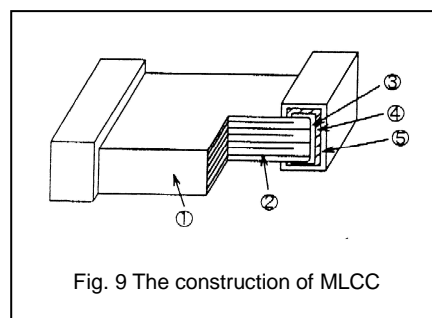


Fig. 9 The construction of MLCC

▣ Storage and handling conditions

- (1) To store products at 5 to 40°C ambient temperature and 20 to 70% related humidity conditions.
- (2) The product is recommended to be used within one year after shipment. Check solderability in case of shelf life extension is needed.

Cautions:

- a. The corrosive gas reacts on the terminal electrodes of capacitors, and results in the poor solderability. Do not store the capacitors in the ambience of corrosive gas (e.g., hydrogen sulfide, sulfur dioxide, chlorine, ammonia gas etc.)
- b. In corrosive atmosphere, solderability might be degraded, and silver migration might occur to cause low reliability.
- c. Due to the dewing by rapid humidity change, or the photochemical change of the terminal electrode by direct sunlight, the solderability and electrical performance may deteriorate. Do not store capacitors under direct sunlight or dewing condition. To store products on the shelf and avoid exposure to moisture.

☑ Recommended soldering conditions

The lead-free termination MLCCs are not only to be used on SMT against lead-free solder paste, but also suitable against lead-containing solder paste. If the optimized solder joint is requested, increasing soldering time, temperature and concentration of N<sub>2</sub> within oven are recommended.

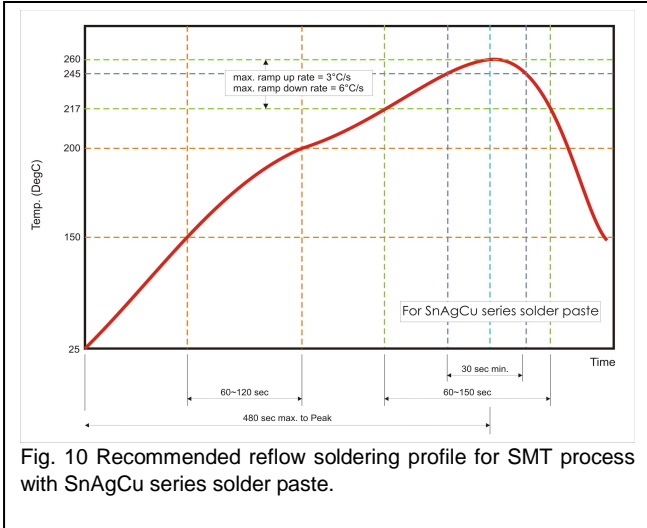


Fig. 10 Recommended reflow soldering profile for SMT process with SnAgCu series solder paste.

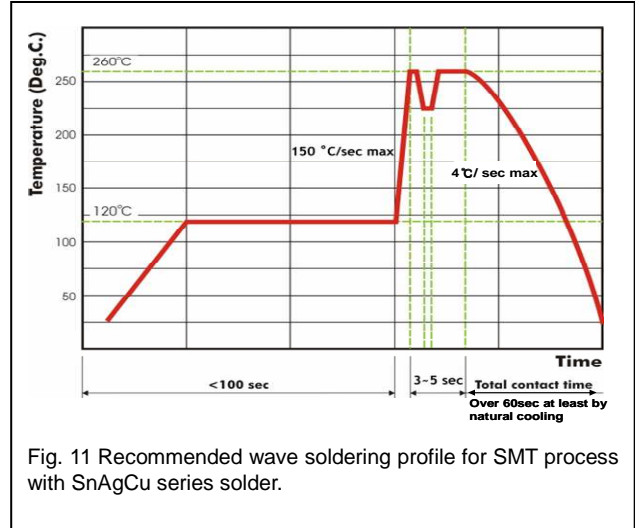


Fig. 11 Recommended wave soldering profile for SMT process with SnAgCu series solder.