

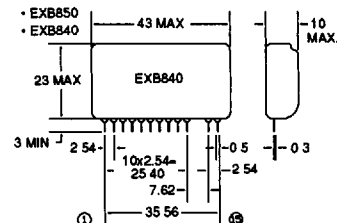
# Power Darlington Modules

T-39-31



## 900 VOLT IGBTs (FOR RESONANT APPLICATIONS)

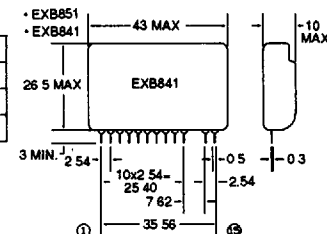
Device Type	V <sub>ces</sub> Volts (min)	I <sub>c</sub> Amps (min)	R <sub>th(j-c)</sub> °C/Watts (max)	V <sub>ce(th)</sub> Volts (max)	V <sub>ce(sat)</sub> Volts (max)	t <sub>fi</sub> μs (max)	t <sub>fd</sub> μs (max)	Package
IMB50-090A	900	50	0.83	6	3.6	0.5	1.0	T03P
MBT001	900	60	0.41	6	4.0	0.5	1.0	T03PL



## IGBT GATE DRIVERS

IGBT	600 V IGBT drive		1200 V IGBT drive	
	Up to 150A	Up to 400A	Up to 75A	Up to 300A
Standard type	EXB850	EXB851	EXB850	EXB851
High-speed type	EXB840	EXB841	EXB840	EXB841

Notes: 1. Standard type: Signal delay in drive circuit; Up to 4 μs  
 2. High-speed type: Signal delay in drive circuit; Up to 1 μs



## INTELLIGENT POWER MODULES (IPM)

### GENERAL DESCRIPTION

Fuji has recently introduced Smart Power, Intelligent Power Modules (IPM) for motor controllers. The modules integrate: power electronics, base drive, protection and isolation into one package.

IPMs are designed for 230VAC, 3-phase operation with current ranges from 10A to 150A. Packages contain either six or seven switching devices. Compatible soft start converters and dynamic break modules are also available.

### BENEFITS

- Reduce design time.
- Isolated signal inputs.
- No base drive design required.
- Logic level controllable.

### FEATURES

- Overcurrent protection.
- Overtemperature protection.
- Diagnostic output.
- Shunt regulator.

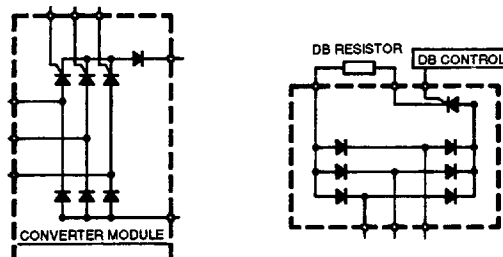
### SELECTION GUIDE

Device Type	V <sub>CC</sub> Volts (Max)	I <sub>C</sub> Amps	P <sub>C</sub> Watts (Per Transistor)
6D10A-050EJR	450	10	40
6D15A-050EJR	450	15	60
6D20A-050EJR	450	20	80
7D30A-050EHR	450	30	150
7D50A-050EHR	450	50	200
7D75A-050EHR	450	75	240
7D100A-050EHR	450	100	350
7D150A-050EHR	450	150	400

## Converter and Dynamic Brake Modules Designed to be used with the IPM.

### SELECTION GUIDE

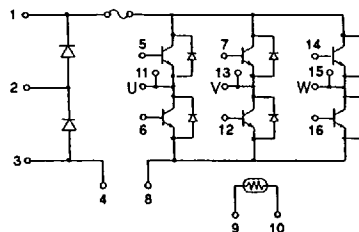
Device Type	V <sub>RRM</sub> Volts	I <sub>o</sub> (AV) Amps
4R3T120Y-080	800	20
4R3T130Y-080	800	30
4R3T160Y-080	800	60
6R1T130Y-080	800	30



## Inverter Modules

### SELECTION GUIDE

Device Type	V <sub>CB0</sub> Volts	I <sub>c</sub> Amps	P <sub>c</sub> Watts
2R6D15A-050AJV	600	15	60
2R6D20A-050AJV	600	20	80



**FUJI** Semiconductors • Imported and Distributed by:  
**Collmer Semiconductor, Inc.**

14368 PROTON • DALLAS, TEXAS 75244 • 800-527-0251  
 FAX 214/233-0481