

THYRISTOR MODULE

222A / 800V

PAT1008

PAH1008

FEATURES

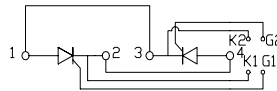
- * Isolated Base
- * Dual Thyristors or Thyristor and Diode Anti-Parallel Circuit
- * High Surge Capability
- * UL Recognized, File No. E187184

TYPICAL APPLICATIONS

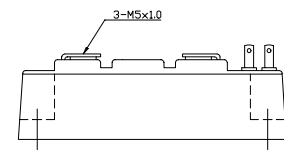
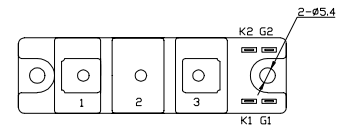
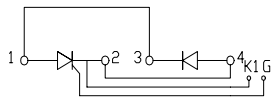
- * AC phase control
- * AC switch

OUTLINE DRAWING

PAT



PAH



Maximum Ratings

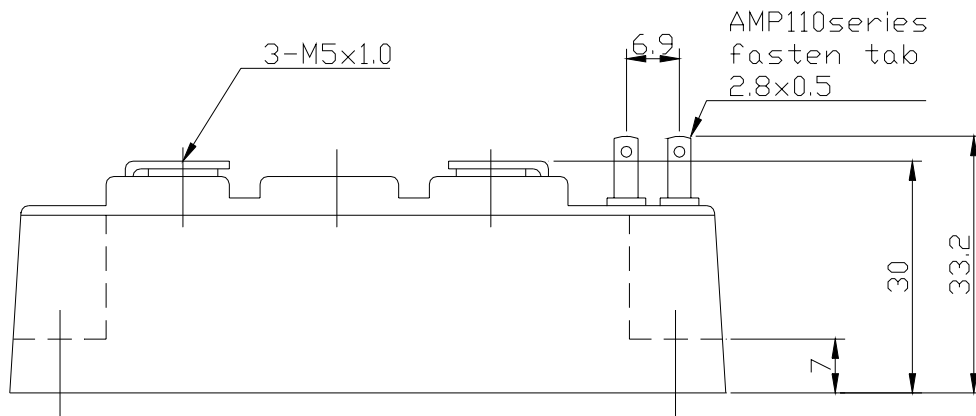
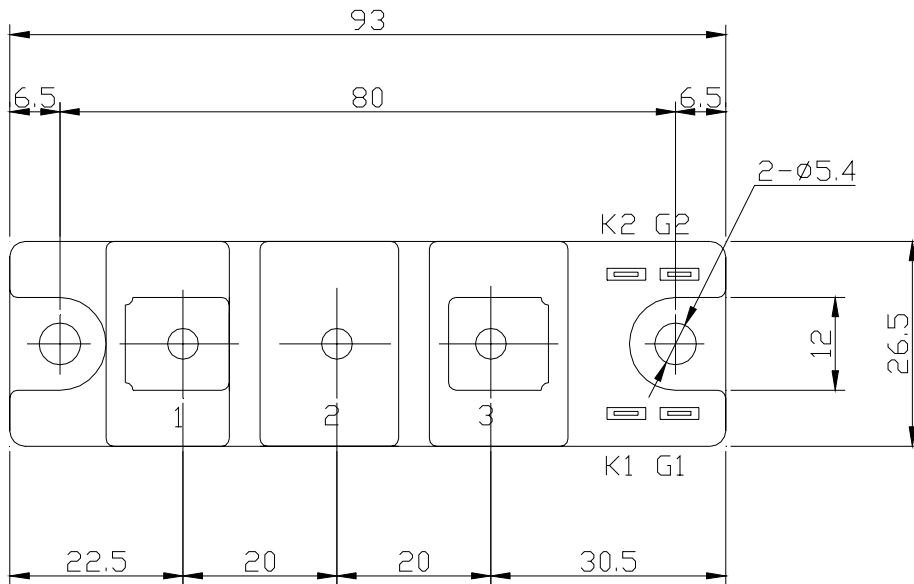
Approx Net Weight:155g

Parameter	Symbol	Grade	Unit
		PAT/PAH1008	
Repetitive Peak Off-State Voltage	V_{DRM}	800	V
Non Repetitive Peak Off-State Voltage	V_{DSM}	960	

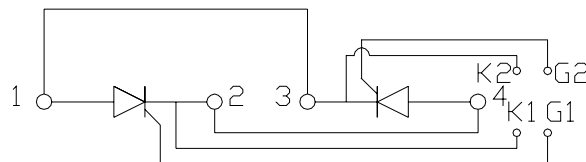
Parameter		Conditions	Max Rated Value	Unit
RMS On-State Current	$I_{T(RMS)}$	50Hz Half Sine Wave condition $T_c=82^\circ C$	222	A
Surge On-State Current	I_{FSM}	50 Hz Half Sine Wave, 1Pulse Non-Repetitive	2000	A
I Squared t	I^2t	2msec to 10msec	20000	A^2s
Critical Rate of Turned-On Current	di/dt	$V_D=2/3V_{DRM}$, $I_{TM}=2 \cdot I_o$, $T_j=125^\circ C$ $I_G=200mA$, $di_G/dt=0.2A/\mu s$	100	$A/\mu s$
Peak Gate Power	P_{GM}		5	W
Average Gate Power	$P_{G(AV)}$		1	W
Peak Gate Current	I_{GM}		2	A
Peak Gate Voltage	V_{GM}		10	V
Peak Gate Reverse Voltage	V_{RGM}		5	V
Operating Junction Temperature Range	T_{jw}		-40 to +125	$^\circ C$
Storage Temperature Range	T_{stg}		-40 to +125	$^\circ C$
Isolation Voltage	Viso	Base Plate to Terminals, AC1min	2000	V
Mounting torque	Case mounting	Ftor	M5 Screw	N.m
	Terminals		M5 Screw	

Value per 1 Arm

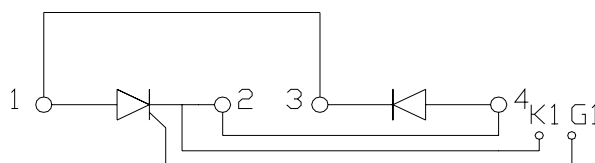
PAT/PAH1008 OUTLINE DRAWING (Dimensions in mm)



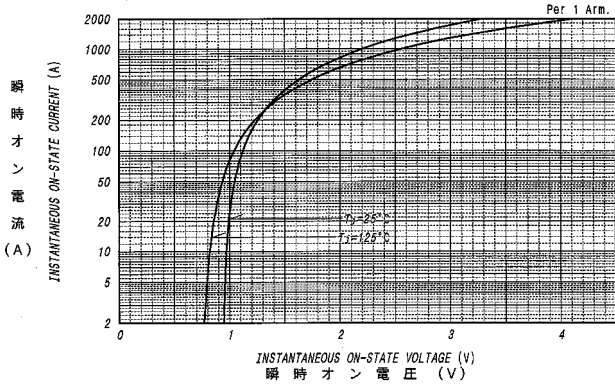
PAT



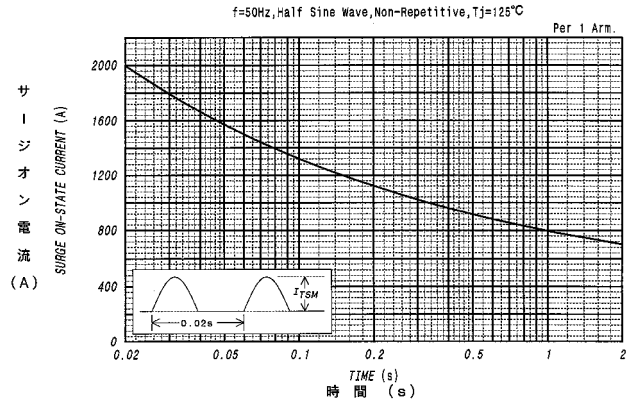
PAH



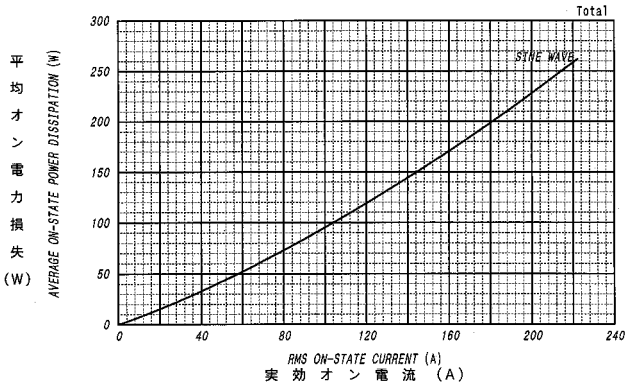
オン電圧特性
ON-STATE CURRENT VS. VOLTAGE



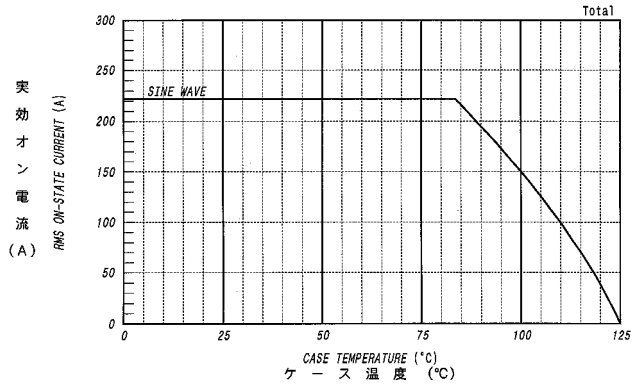
サージオン電流定格
SURGE CURRENT RATINGS



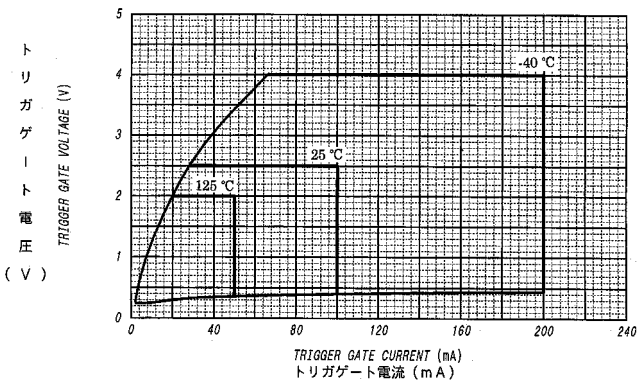
平均オン電力損失特性
AVERAGE ON-STATE POWER DISSIPATION



実効オン電流-ケース温度定格
RMS ON-STATE CURRENT VS. CASE TEMPERATURE



ゲート特性
GATE CHARACTERISTICS



ゲート定格
GATE RATINGS

