

Distributed by:

**JAMECO**<sup>®</sup>  
ELECTRONICS

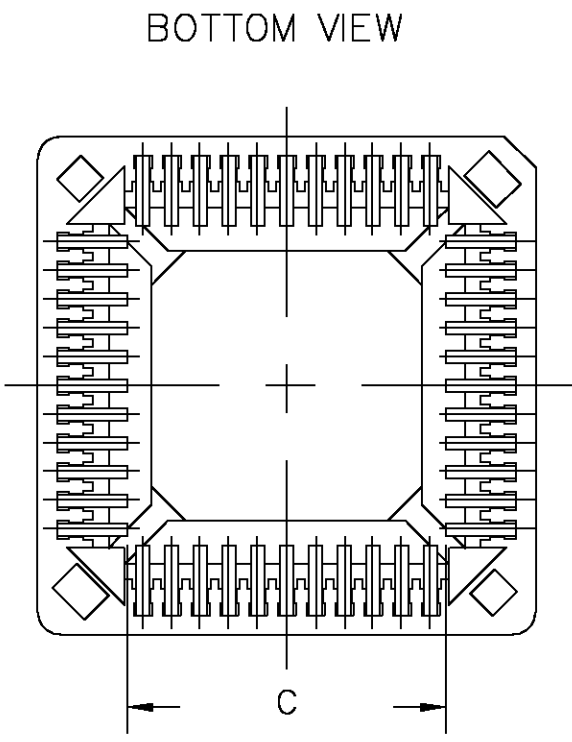
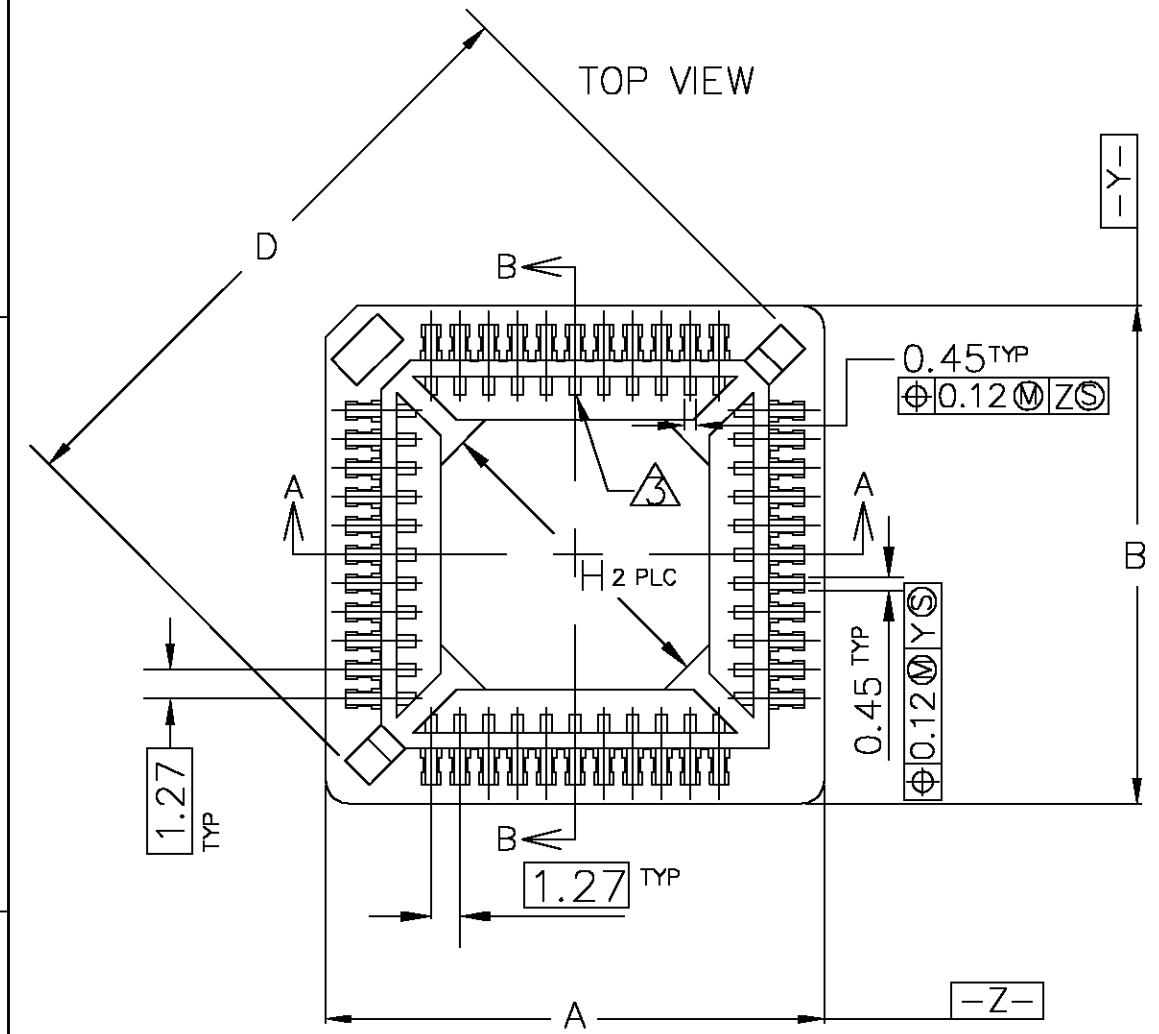
**www.Jameco.com ♦ 1-800-831-4242**

The content and copyrights of the attached  
material are the property of its owner.

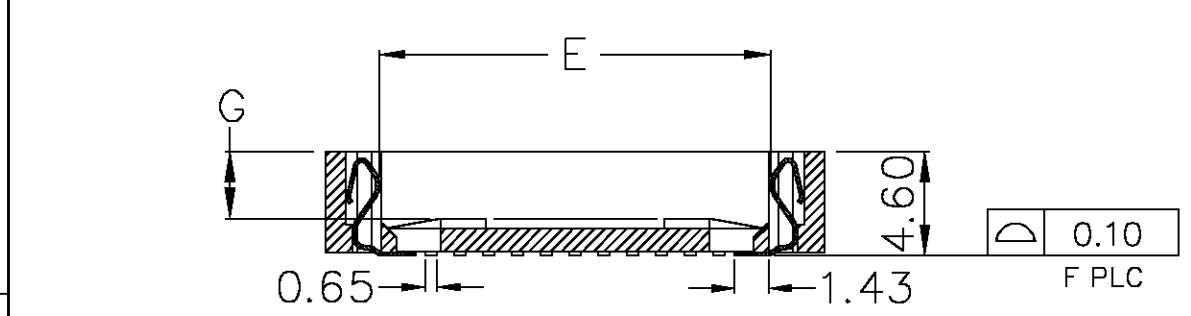
Jameco Part Number 923921

THIS DRAWING IS UNPUBLISHED. RELEASED FOR PUBLICATION  
 © COPYRIGHT - BY TYCO ELECTRONICS CORPORATION. ALL RIGHTS RESERVED.

LOC	DIST	REVISIONS					
GP	00	P	LTR	DESCRIPTION	DATE	DWN	APVD
		A		REVISED PER EC 0S11-0014-05	22FEB05	RR	MY



- MATERIAL:**  
 HOUSING--HIGH TEMPERATURE THERMOPLASTIC, UL94V-0, COLOR: BROWN.  
 CONTACT--PHOSPHOR BRONZE.  
**CONTACT FINISH:** PLATE 0.00254 MIN. MATTE TIN OVER 0.00127 MIN. NICKEL ; ALL OVER.  
**PIN #1.** TRIANGULAR IDENTIFIER 0.03 MAX RAISED ON FLOOR.  
**VIA HOLES** NOT RECOMMENDED WITHIN SOCKET SHADOW AREA.  
 5. CURRENT RATING: 1 AMP.  
 6. VOLTAGE RATING: 250V.  
 7. CONTACT RESISTANCE: 20 MILLIOHMS, MAXIMUM.  
 8. INSULATION RESISTANCE: 5,000 MEGOHMS, MINIMUM, INITIAL.  
 9. DIELECTRIC WITHSTANDING VOLTAGE: 600 VAC RMS, MINIMUM.  
 10. OPERATING TEMPERATURE: -55 TO +105 C.  
 11. DURABILITY: 25 CYCLES.  
 12. PLCC DEVICE MUST CONFORM TO JEDEC MS-018 (SQ.) OR MS-016 (RECT.)  
 13. RESISTANCE TO SOLDERING HEAT: 260C MAXIMUM FOR 30 SECONDS MAXIMUM.  
**FOR 32 POS:** SECTION A-A, E = 11.90  
 SECTION B-B, E = 14.45  
 15. EXTRACTION TOOL: 822476-1



SECTION A-A  
 SECTION B-B  
 44 POSITION SHOWN

H	G	F	E	D	C	B	A	Part Status	Packaging	AMP P/N
8.74	2.60	32	11.90	21.89	9.25	19.57	16.90	ACTIVE	Tape	3-822516-7
8.74	2.60	32	14.45	21.89	9.25	19.57	16.90	ACTIVE	Tubes	822516-7
32.14	2.90	84	29.69	45.20	27.03	35.90	35.90	ACTIVE	Tape	3-822516-6
32.14	2.90	84	29.69	45.20	27.03	35.90	35.90	ACTIVE	Tubes	822516-6
24.83	2.90	68	24.61	37.98	21.95	30.82	30.82	ACTIVE	Tape	3-822516-5
24.83	2.90	68	24.61	37.98	21.95	30.82	30.82	ACTIVE	Tubes	822516-5
17.52	2.75	52	19.53	30.78	16.87	25.74	25.74	ACTIVE	Tape	3-822516-4
17.52	2.75	52	19.53	30.78	16.87	25.74	25.74	ACTIVE	Tubes	822516-4
4.04	2.75	20	9.36	16.38	6.71	14.36	14.36	ACTIVE	Tape	3-822516-3
4.04	2.75	20	9.36	16.38	6.71	14.36	14.36	ACTIVE	Tubes	822516-3
7.55	2.75	28	11.90	20.00	9.25	16.90	16.90	ACTIVE	Tape	3-822516-2
7.55	2.75	28	11.90	20.00	9.25	16.90	16.90	ACTIVE	Tubes	822516-2
14.16	2.95	44	16.99	27.20	14.33	22.00	22.00	ACTIVE	Tape	3-822516-1
14.16	2.95	44	16.99	27.20	14.33	22.00	22.00	ACTIVE	Tubes	822516-1

THIS DRAWING IS A CONTROLLED DOCUMENT.

DWN: K.KREIDLER 18MAY01  
 CHK: K.KREIDLER 18MAY01  
 APVD: K.KREIDLER 18MAY01

**tyco Electronics** Tyco Electronics Corporation

NAME: PLCC SURFACE MOUNT LEAD FREE VERSION

PRODUCT SPEC: NONE  
 APPLICATION SPEC: NONE

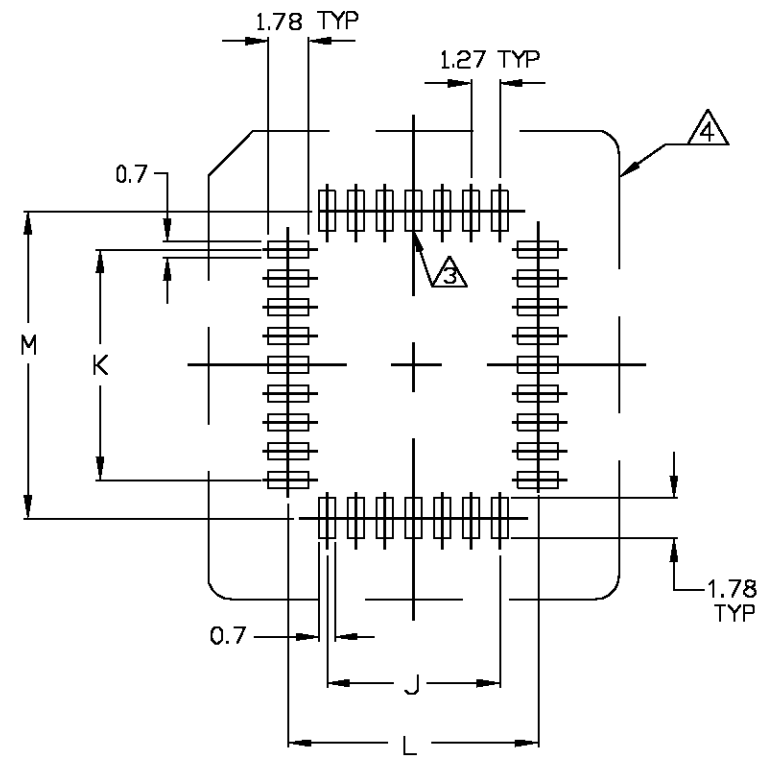
SIZE: A3 CAGE CODE: 00779 DRAWING NO: C-822516 RESTRICTED TO: -

WEIGHT: -

CUSTOMER DRAWING SCALE: 1:1 SHEET: 1 OF 2 REV: A

THIS DRAWING IS UNPUBLISHED. RELEASED FOR PUBLICATION  
 © COPYRIGHT BY TYCO ELECTRONICS CORPORATION. ALL RIGHTS RESERVED.

LOC	DIST	REVISIONS					
GP	00	P	LTR	DESCRIPTION	DATE	DWN	APVD
				SEE SHEET 1			



RECOMMENDED PCB FOOTPRINT

84	25.40	25.40	28.80	28.80
68	20.32	20.32	23.72	23.72
52	15.24	15.24	18.64	18.64
44	12.70	12.70	16.10	16.10
32	7.62	10.16	11.02	13.56
28	7.62	7.62	11.02	11.02
20	5.08	5.08	8.48	8.48
NO. OF POSITIONS	J	K	L	M

THIS DRAWING IS A CONTROLLED DOCUMENT.		DWN K.KREIDLER 18MAY01	Tyco Electronics Corporation		
DIMENSIONS: MM		CHK K.KREIDLER 18MAY01	Tyco Electronics		
TOLERANCES UNLESS OTHERWISE SPECIFIED:		APVD K.KREIDLER 18MAY01	NAME PLCC SURFACE MOUNT LEAD FREE VERSION		
0 PLC ± -		PRODUCT SPEC	SIZE		
1 PLC ± -		APPLICATION SPEC	CAGE CODE	DRAWING NO	RESTRICTED TO
2 PLC ± 0.2		WEIGHT	A3	00779	C-822516
3 PLC ± -		CUSTOMER DRAWING	SCALE	SHEET	REV
4 PLC ± -			1:1	2 OF 2	A
ANGLES ± -					
FINISH					
MATERIAL					