

# EMC Components

## ACM Series

### Common Mode Choke Coils for DC Power Line SMD

#### FEATURES

- A chip-type common mode filter for large current applications. Common mode impedance surpasses 300 to 1000Ω at 100MHz. Noise is greatly suppressed.
- Capable of handling the highest current (up to 10A) of any chip-type common mode filter.
- Height and size have been considered, resulting in a compact and light-weight choke coil. Applicable for the miniaturization required to reduce the size and weight of portable equipment.
- The products contain no lead and also support lead-free soldering.
- This product does not contain regulated substances that are slated to be included in RoHS.

#### APPLICATIONS

Used for power line noise suppression for any electronic devices.  
Used to counter adapter/battery line noise for relatively large electronic devices such as notebook PCs, stand-alone word processors, etc.

#### PRODUCT IDENTIFICATION

ACM 7060 - 701 - 2PL - TL

(1) (2) (3) (4) (5)

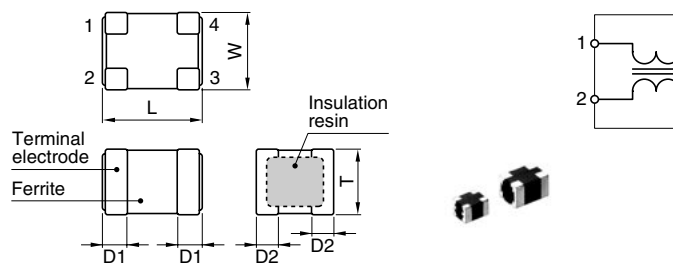
- (1) Series  
 (2) Dimensions L×W  
 7060: 7.0×6.0mm  
 (3) Impedance[at 100MHz]  
 701: 700Ω  
 (4) Number of lines  
 2PL: 2-line  
 (5) Packaging style  
 T: ø180mm reel taping  
 TL: ø330mm reel taping

#### TEMPERATURE RANGES

Operating -25 to +85°C

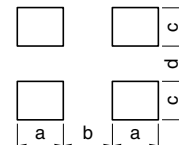
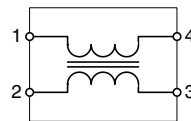
#### SHAPES AND DIMENSIONS/CIRCUIT DIAGRAM/RECOMMENDED PC BOARD PATTERN(REFLOW SOLDERING)

##### ACM3225, 4532 TYPES



Dimensions in mm

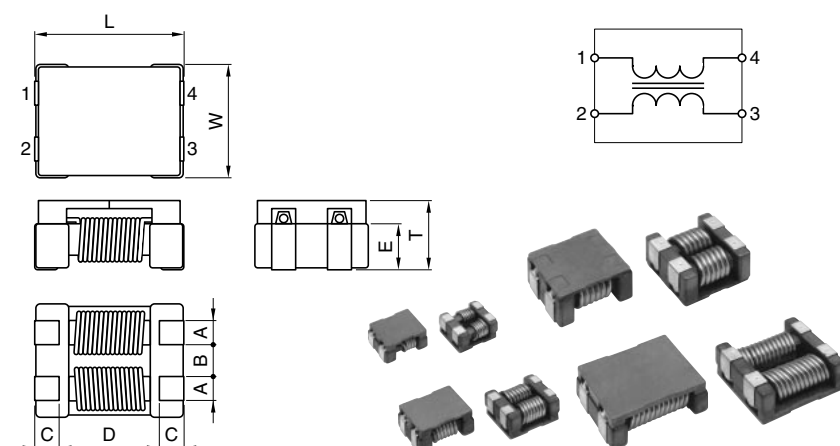
Type	L	W	T	D1	D2
ACM3225	3.2±0.2	2.5±0.2	2.3 max.	0.7	0.65
ACM4532	4.5±0.2	3.2±0.2	3.0 max.	1	1



Dimensions in mm

Type	a	b	c	d
ACM3225	1.5	1.6	1.4	1.1
ACM4532	1.8	2.3	1.75	1.1

##### ACM7060, 9070, 1211, 1513 TYPES



Dimensions in mm

Type	a	b	c	d
ACM7060	2.5	4.0	1.5	1.5
ACM9070	2.5	6.0	1.5	2.0
ACM1211	3.2	7.6	2.7	2.5
ACM1513	3.3	10.4	2.7	3.8

Dimensions in mm

Type	L	W	T	A	B	C	D	E	Weight(g)
ACM7060	7.0±0.2	6.0±0.2	3.5max.	1.5±0.2	1.5±0.2	1.5±0.2	4.0typ.	2.2±0.2	0.35
ACM9070	9.0±0.2	7.0±0.2	4.5max.	1.5±0.2	2.0±0.2	1.5±0.2	6.0typ.	2.9±0.2	0.82
ACM1211	12.0±0.3	11.0±0.3	6.0max.	2.7±0.2	2.5±0.2	2.3±0.2	7.4typ.	3.8±0.2	2.20
ACM1513	15.0±0.4	13.0±0.4	6.0max.	2.7±0.2	3.8±0.2	2.3±0.2	10.4typ.	3.8±0.2	3.15

• All specifications are subject to change without notice.

# EMC Components

## ACM Series

### Common Mode Choke Coils for DC Power Line SMD

#### ELECTRICAL CHARACTERISTICS

Part No.	Impedance ( $\Omega$ )[at 100MHz]		DC resistance ( $m\Omega$ )max.	Rated current Idc(A)max.	Insulation resistance ( $M\Omega$ )min.	Rated voltage Edc(V)max.
	min.	typ.				
ACM3225-601-2P-□*	450	600	200	1.0	10	50
ACM4532-601-2P-□	450	600	100	1.5	10	50
ACM4532-801-2P-□	600	800	100	1.0	10	50
ACM7060-301-2PL	225	300	10	5	10	50
ACM7060-701-2PL	500	700	15	4	10	50
ACM9070-701-2PL	500	700	10	5	10	50
ACM1211-701-2PL	500	700	6	8	10	50
ACM1211-102-2PL	750	1000	14	6	10	50
ACM1513-551-2PL	450	550	4	10	10	50

\* □: Packaging style(T:Taping[ $\phi$ 180mm reel], TL:Taping[ $\phi$ 330mm reel])

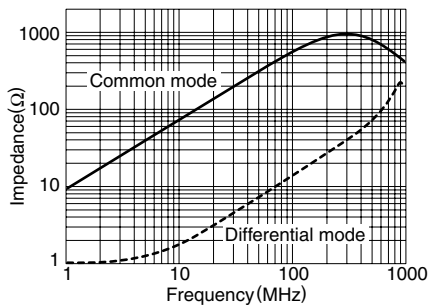
#### PACKAGING STYLE AND QUANTITIES

Packaging style	Type	Quantity	
Taping	ACM3225	$\phi$ 180mm	1000 pieces/reel
		$\phi$ 330mm	5000 pieces/reel
	ACM4532	$\phi$ 180mm	500 pieces/reel
		$\phi$ 330mm	2000 pieces/reel
	ACM7060	$\phi$ 330mm	1500 pieces/reel
	ACM9070	$\phi$ 330mm	800 pieces/reel
	ACM1211	$\phi$ 330mm	500 pieces/reel
	ACM1513	$\phi$ 330mm	500 pieces/reel

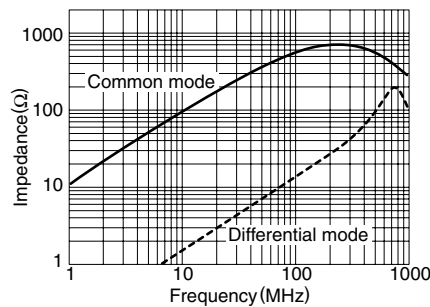
#### TYPICAL ELECTRICAL CHARACTERISTICS

##### IMPEDANCE vs. FREQUENCY CHARACTERISTICS

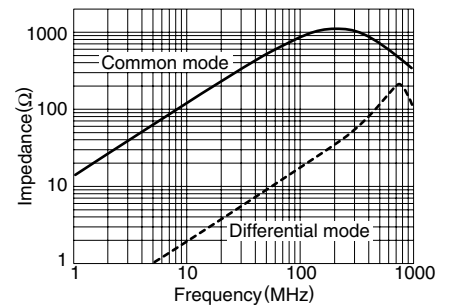
###### ACM3225-601-2P



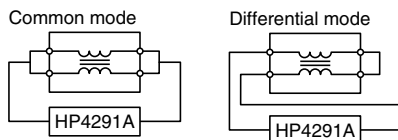
###### ACM4532-601-2P



###### ACM4532-801-2P



#### MEASURING CIRCUITS



# EMC Components

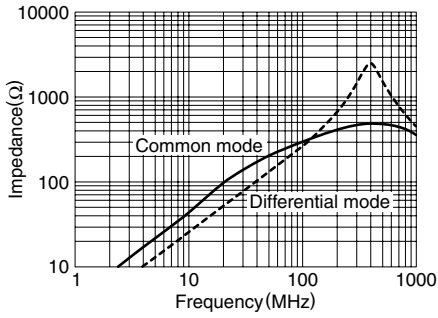
# ACM Series

## Common Mode Choke Coils for DC Power Line SMD

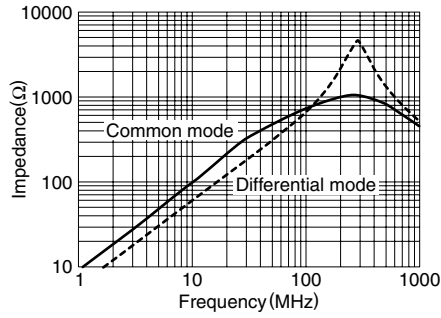
### TYPICAL ELECTRICAL CHARACTERISTICS

#### IMPEDANCE vs. FREQUENCY CHARACTERISTICS

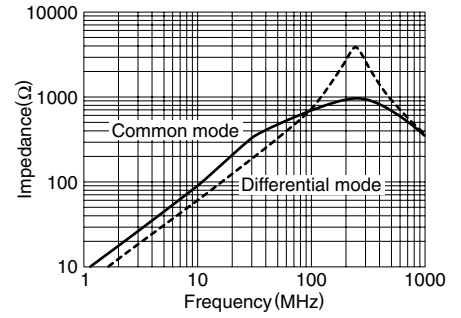
ACM7060-301-2PL



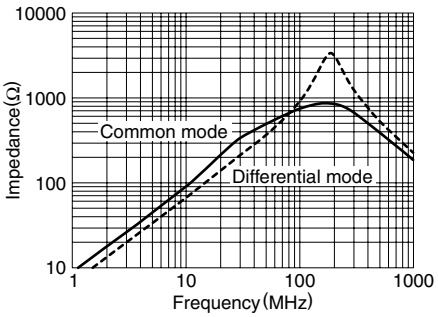
ACM7060-701-2PL



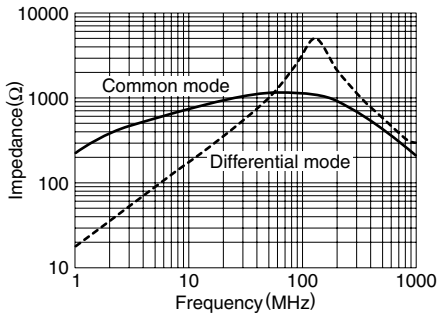
ACM9070-701-2PL



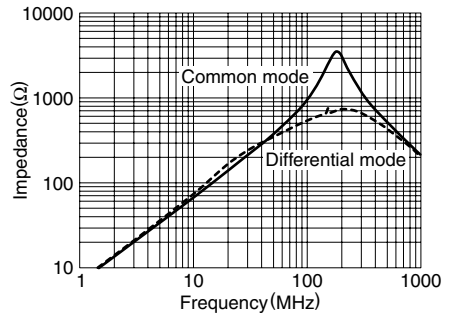
ACM1211-701-2PL



ACM1211-102-2PL



ACM1513-551-2PL



### MEASURING CIRCUITS

