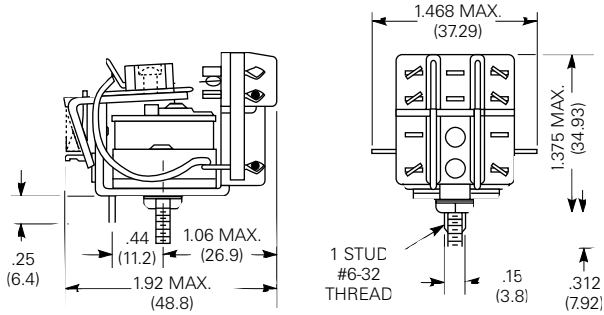


Outline Dimensions

KA Series

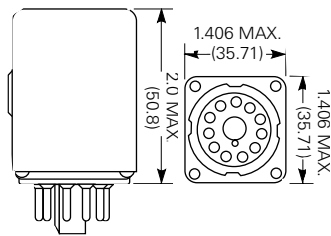


Tolerances on .XX Decimals ± .02 (± .5) Unless Otherwise Specified
Tolerances on .XXX Decimals ± .005 (± .13) Unless Otherwise Specified

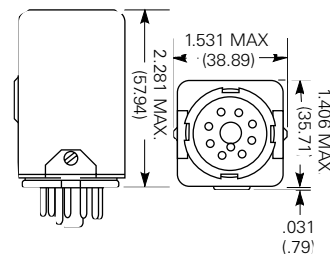
KR Series Enclosures

Type "P" Clear Dust Cover

For KRPA and KRP



For KRP3-H



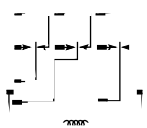
Hold-Down Spring
20C176 KRPA & KRP
20C206 KAP and KRP3



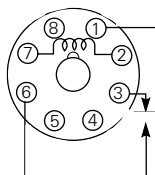
Durable stainless steel spring can be moved aside for relay removal or installation. Mounts with same machine screws or rivets that secure socket to chassis. Two .156" (3.96mm) dia. holes required.

Wiring Diagrams (Bottom Views)

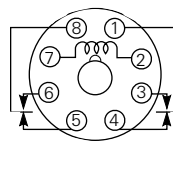
KA



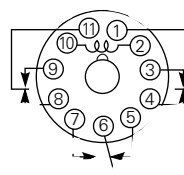
**KR5
KAP5
KRP5
KRPA5**



**KAP11
KRP11
KRPA11**



**KAP14
KRP14
KRPA14**



KRP3AH

