
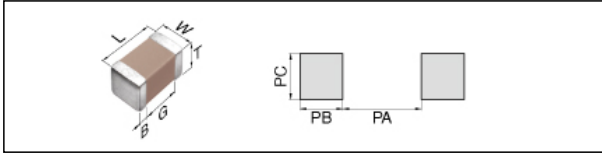


C3216X5R1A106K160AB (TDK item description : C3216X5R1A106KT****)

Applications	 Commercial Grade
Feature	General General (Up to 50V)
Series	C3216 [EIA CC1206]



Size

Length(L)	3.20mm +/-0.20mm
Width(W)	1.60mm +/-0.20mm
Thickness(T)	1.60mm +/-0.20mm
Terminal Width(B)	0.20mm Min.
Terminal Spacing(G)	1.00mm Min.
Recommended Land Pattern(PA)	2.10 to 2.50mm (Flow Soldering) 2.00 to 2.40mm (Reflow Soldering)
Recommended Land Pattern(PB)	1.10 to 1.30mm (Flow Soldering) 1.00 to 1.20mm (Reflow Soldering)
Recommended Land Pattern(PC)	1.00 to 1.30mm (Flow Soldering) 1.10 to 1.60mm (Reflow Soldering)
Recommended Slit Pattern(SD)	

Electrical Characteristics

Capacitance	10uF +/-10%
Rated Voltage	10Vdc
Temperature Characteristic	X5R(+/-15%)
Dissipation Factor	10% Max.
Insulation Resistance	10MΩ Min.

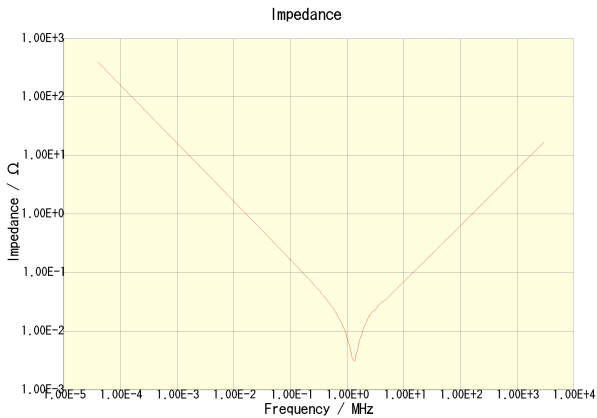
Other

Soldering Method	Reflow, Flow
AEC Q200	No
Packing	Blister (Plastic)Taping [180mm Reel]
Package Quantity	2000Pcs Min.

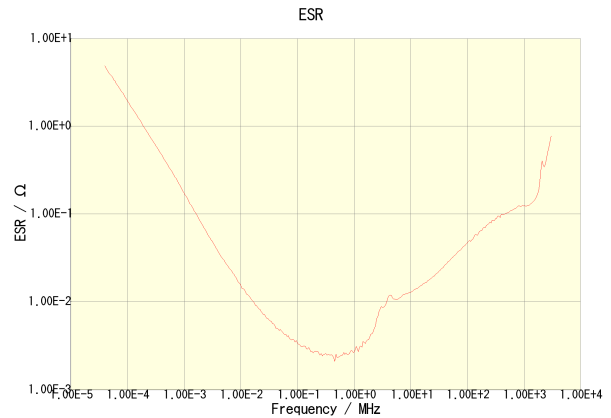
•This PDF document was created based on the data listed on the TDK Corporation website.
 •All specifications are subject to change without notice.

C3216X5R1A106K160AB

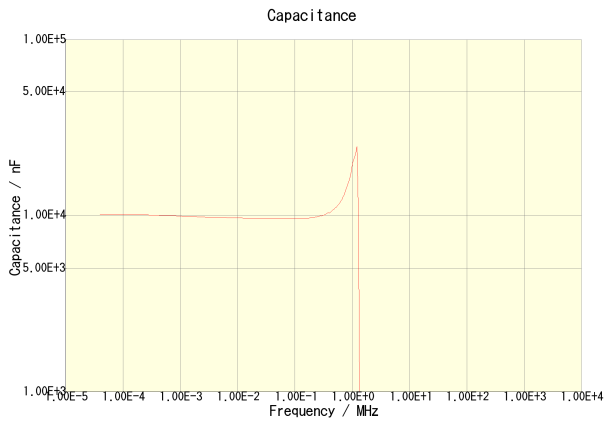
Characteristic Graphs (This is reference data, and does not guarantee the product's characteristics.)



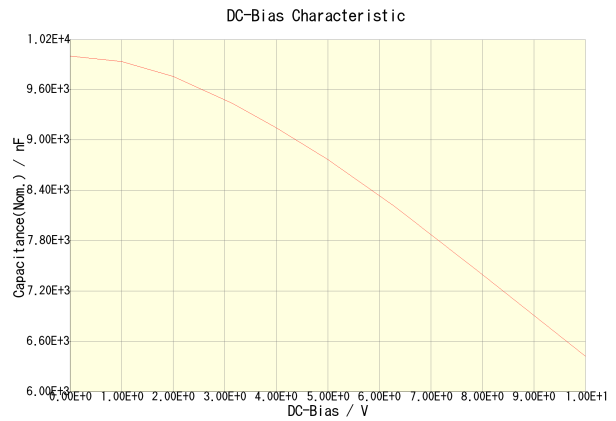
C3216X5R1A106K160AB



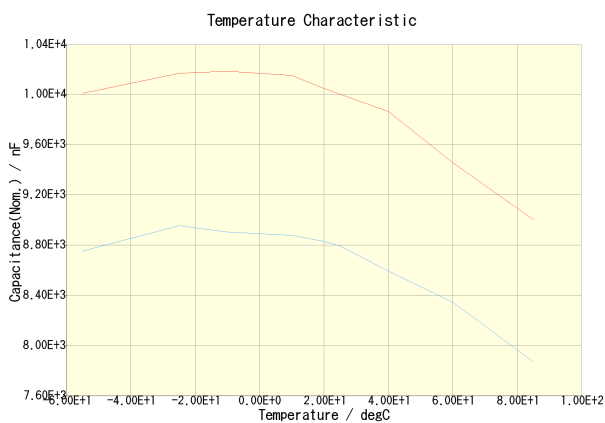
C3216X5R1A106K160AB



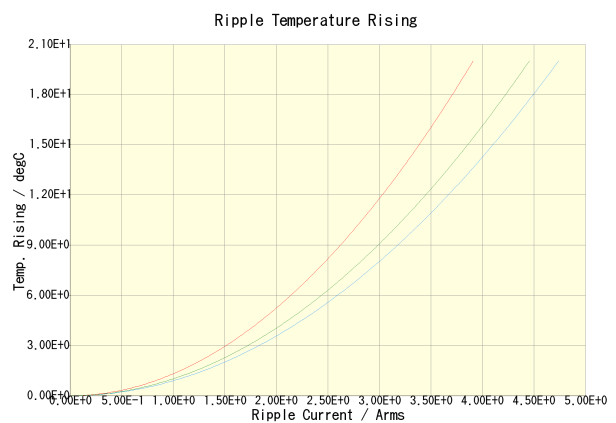
C3216X5R1A106K160AB



C3216X5R1A106K160AB



C3216X5R1A106K160AB(DC Bias = 0V) C3216X5R1A106K160AB(DC Bias = 5V)



C3216X5R1A106K160AB(100kHz) C3216X5R1A106K160AB(500kHz)
C3216X5R1A106K160AB(1MHz)

•This PDF document was created based on the data listed on the TDK Corporation website.
•All specifications are subject to change without notice.