



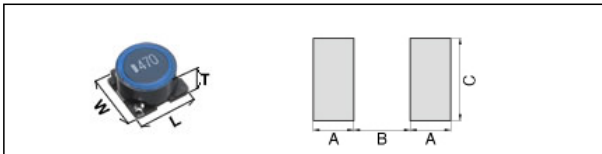


# SLF10145T-221MR65-PF

Applications		Commercial Grade
Feature		Wire Wound
		Magnetic Shield
		Ferrite Core
Series	SLF Series / SLF10145 Type	
Status	PROD	



Size	
Length(L)	10.10mm +/-0.30mm
Width(W)	10.10mm +/-0.30mm
Thickness(T)	4.50mm +/-0.30mm
Recommended Land Pattern (A)	2.50mm Nom.
Recommended Land Pattern (B)	5.60mm Nom.
Recommended Land Pattern (C)	3.20mm Nom.

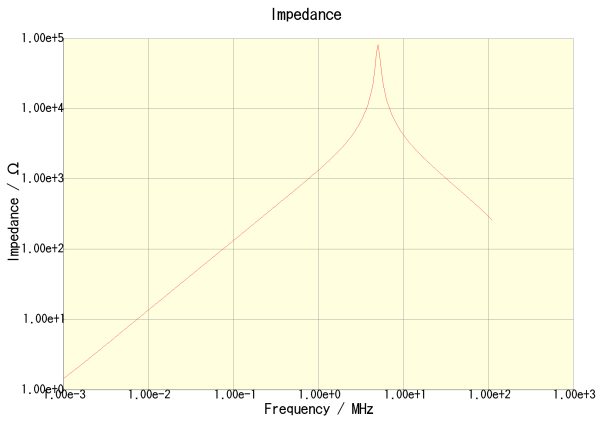
Electrical Characteristics	
Inductance	220uH +/-20% at 1kHz
Rated Current (L Change) [Max.]	650mA (10% Down)
Rated Current (Temperature Rise) [Max.]	
DC Resistance [Nom.]	470mΩ
DC Resistance [Max.]	564mΩ

Other	
Operating Temp. Range (Including Self-Temp. Rise)	-40 to 105degC
Soldering Method	Reflow, Iron Soldering
AEC Q200	No
Packing	Blister (Plastic)Taping [330mm Reel]
Package Quantity	500Pcs Min.
Weight	1.3g

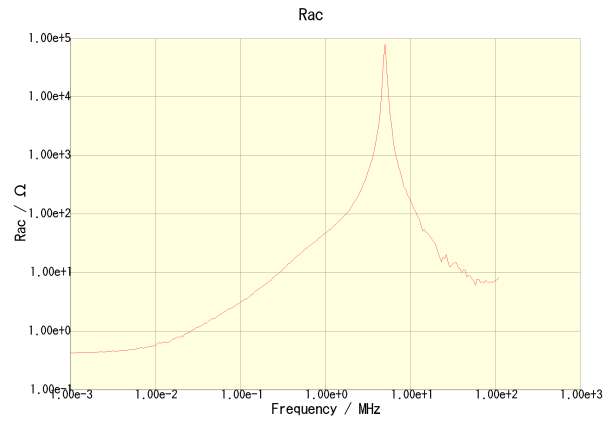
•This PDF document was created based on the data listed on the TDK Corporation website.  
 •All specifications are subject to change without notice.

# SLF10145T-221MR65-PF

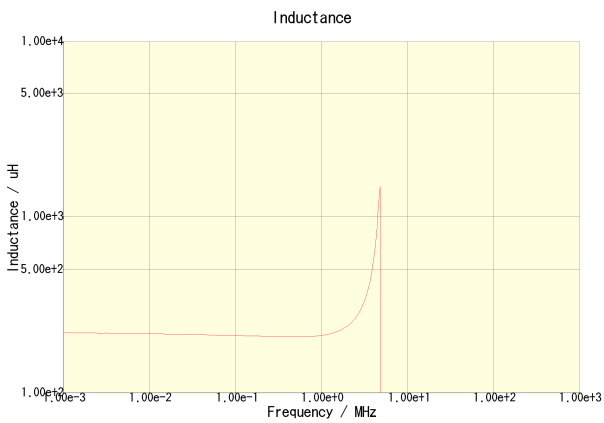
**Characteristic Graphs** (This is reference data, and does not guarantee the product's characteristics.)



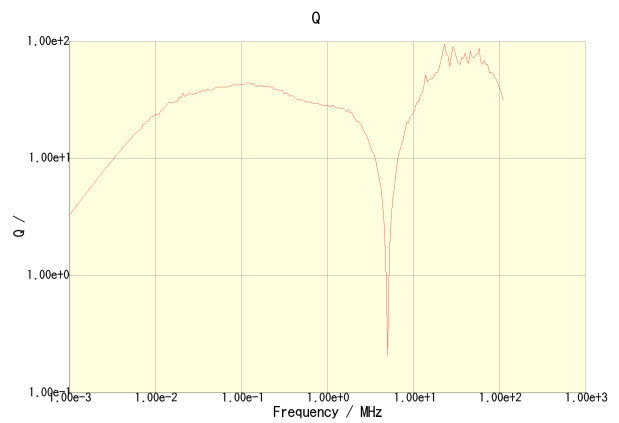
**SLF10145T-221MR65-PF**



**SLF10145T-221MR65-PF**



**SLF10145T-221MR65-PF**

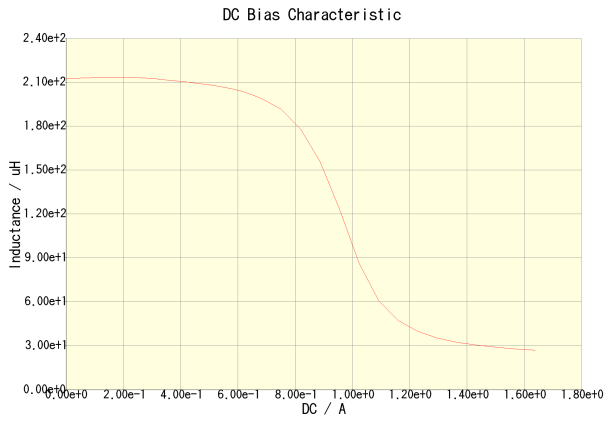


**SLF10145T-221MR65-PF**

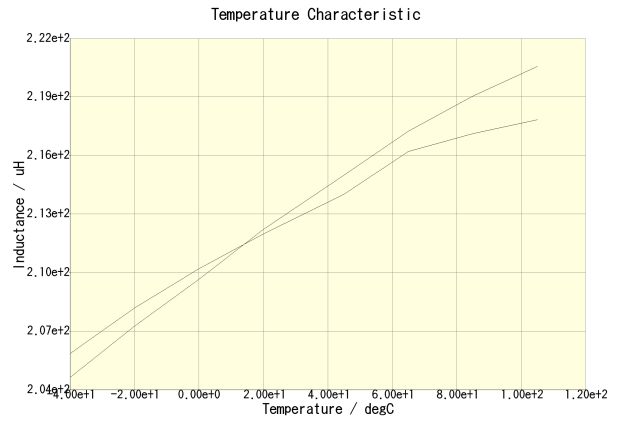
•This PDF document was created based on the data listed on the TDK Corporation website.  
 •All specifications are subject to change without notice.

# SLF10145T-221MR65-PF

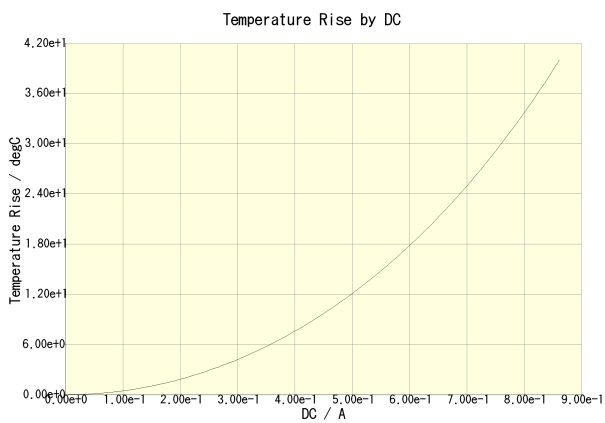
## Characteristic Graphs (This is reference data, and does not guarantee the product's characteristics.)



SLF10145T-221MR65-PF(Amb. Temp. = 20degc)



SLF10145T-221MR65-PF(DC = 0A) SLF10145T-221MR65-PF(DC = 0.325A)



SLF10145T-221MR65-PF(Amb. Temp. = 20degc)

•This PDF document was created based on the data listed on the TDK Corporation website.  
 •All specifications are subject to change without notice.