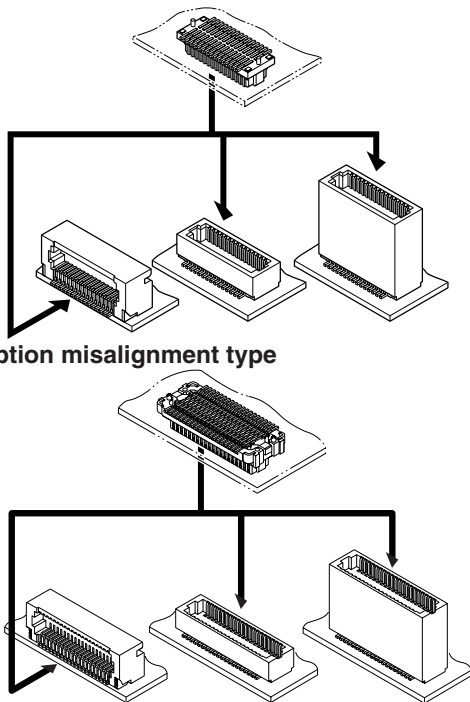




# JMC CONNECTOR

0.5mm pitch/Board-to-board connectors



Absorption misalignment type

**This JMC connector is 0.5mm pitch SMT type board to board connector with selection of boss existence. Comparing with conventional JMC connector, more small and space saving are realized.**

- **Secure mating**
- **Distortion preventive construction**
- **Versatile number of circuit and height**
- **Absorbing misalignment when mating connector**

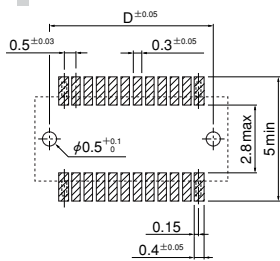
## Specifications

- Current rating: 0.5 A AC, DC
- Voltage rating: 50 V AC, DC
- Temperature range: -25°C to +85°C  
(including temperature rise in applying electrical current)
- Contact resistance: Initial value/ 50 mΩ max.  
After environmental tests/ 100 mΩ max.
- Insulation resistance: 50 MΩ min.
- Withstanding voltage: 100 VAC/minute
- \* Contact JST for nitrogen (N<sub>2</sub>) reflow soldering.
- \* Refer to "General Instruction and Notice when using Terminals and Connectors" at the end of this catalog.
- \* Contact JST for details.
- \* Compliant with RoHS.

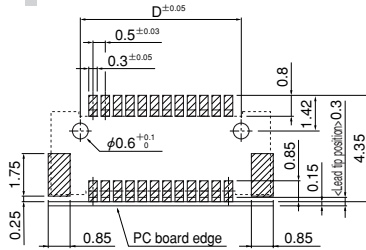
## Standards

- Ⓡ Recognized E60389
- Ⓢ Certified LR20812

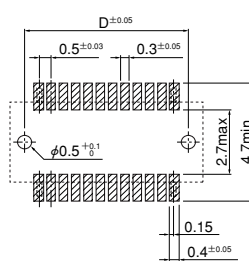
### Plug: Top entry type



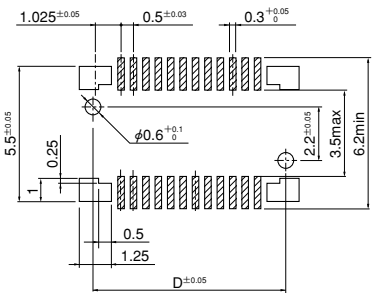
### Plug: Side entry type



### Receptacle



### Absorption misalignment type

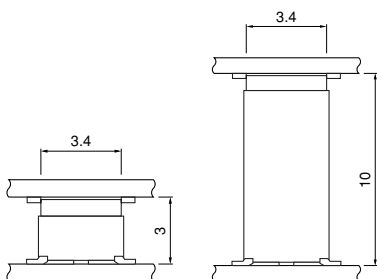


Note: 1. The above figure is the figure viewed from the connector mounting side.

2. Tolerances are non-cumulative: ±0.03mm for all centers. The dimensions above should serve as a guideline. Contact JST for details.

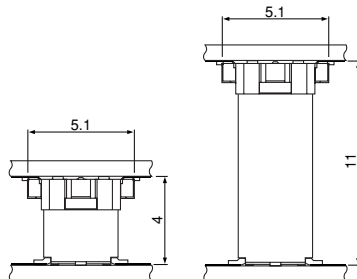
### Top entry type

Stacking height: 3.0 to 10.0 mm



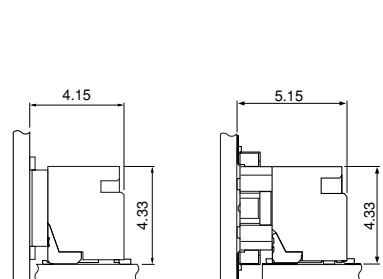
### Absorption misalignment type

Stacking height: 4.0 to 11.0 mm



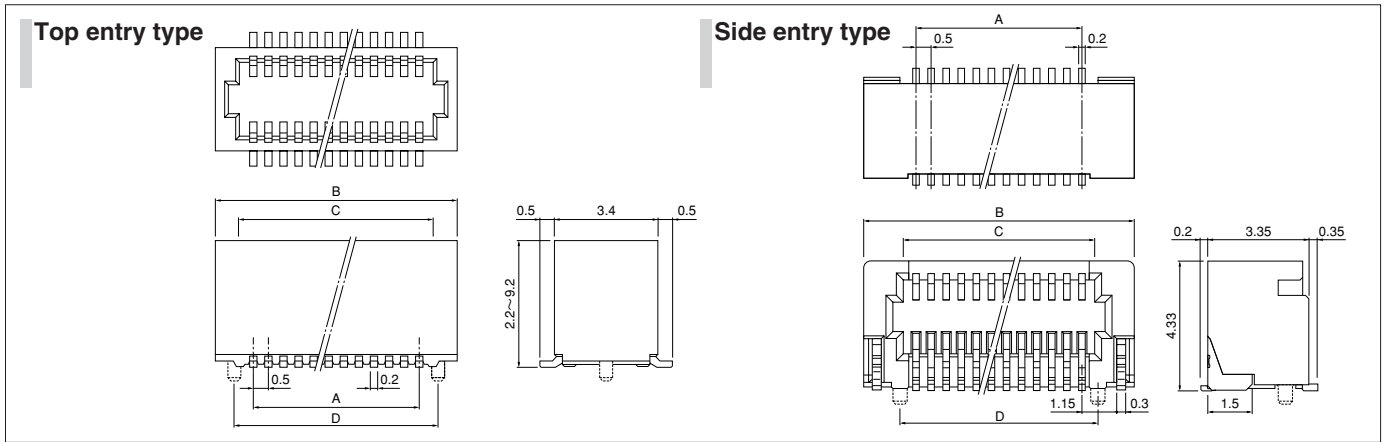
### Side entry type

Absorption misalignment type



# JMC CONNECTOR

## Plug



### Top entry type

	Circuits	Model No. Stacking height (mm)				Dimensions (mm)			
		3.0	3.5	4.0	4.5	A	B	C	D
Without bosses	18	18P3.0-JMCS-G-TF	—	—	—	4.0	6.4	4.9	—
	20	20P3.0-JMCS-G-TF	20P3.5-JMCS-G-TF	—	20P4.5-JMCS-G-TF	4.5	6.9	5.4	—
	24	—	24P3.5-JMCS-G-TF	—	—	5.5	7.9	6.4	—
	30	30P3.0-JMCS-G-TF	30P3.5-JMCS-G-TF	30P4.0-JMCS-G-TF	—	7.0	9.4	7.9	—
	40	40P3.0-JMCS-G-TF	40P3.5-JMCS-G-TF	40P4.0-JMCS-G-TF	—	9.5	11.9	10.4	—
	50	50P3.0-JMCS-G-TF	—	—	—	12.0	14.4	12.9	—
With bosses	60	60P3.0-JMCS-G-TF	—	—	—	14.5	16.9	15.4	—
	20	20P3.0-JMCS-G-B-TF	20P3.5-JMCS-G-B-TF	—	20P4.5-JMCS-G-B-TF	4.5	6.9	5.4	5.7
	24	—	—	24P4.0-JMCS-G-B-TF	—	5.5	7.9	6.4	6.7
	30	—	30P3.5-JMCS-G-B-TF	30P4.0-JMCS-G-B-TF	—	7.0	9.4	7.9	8.2
	40	40P3.0-JMCS-G-B-TF	40P3.5-JMCS-G-B-TF	40P4.0-JMCS-G-B-TF	—	9.5	11.9	10.4	10.7
	44	44P3.0-JMCS-G-B-TF	—	—	—	10.5	12.9	11.4	11.7
	50	50P3.0-JMCS-G-B-TF	—	50P4.0-JMCS-G-B-TF	—	12.0	14.4	12.9	13.2
	60	—	—	60P4.0-JMCS-G-B-TF	—	14.5	16.9	15.4	15.7
	Q'ty / reel	2,500	2,000	2,000	1,500				

	Circuits	Model No. Stacking height (mm)				Dimensions (mm)			
		5.0	5.5	6.0	6.5	A	B	C	D
Without bosses	14	14P5.0-JMCS-G-TF	—	—	—	3.0	5.4	3.9	—
	20	20P5.0-JMCS-G-TF	20P5.5-JMCS-G-TF	20P6.0-JMCS-G-TF	—	4.5	6.9	5.4	—
	30	—	—	—	30P6.5-JMCS-G-TF	7.0	9.4	7.9	—
	40	40P5.0-JMCS-G-TF	—	—	—	9.5	11.9	10.4	—
	50	50P5.0-JMCS-G-TF	—	—	—	12.0	14.4	12.9	—
	60	—	60P5.5-JMCS-G-TF	—	—	14.5	16.9	15.4	—
With bosses	14	14P5.0-JMCS-G-B-TF	—	—	—	3.0	5.4	3.9	4.2
	20	20P5.0-JMCS-G-B-TF	20P5.5-JMCS-G-B-TF	20P6.0-JMCS-G-B-TF	—	4.5	6.9	5.4	5.7
	30	—	—	—	30P6.5-JMCS-G-B-TF	7.0	9.4	7.9	8.2
	40	40P5.0-JMCS-G-B-TF	—	40P6.0-JMCS-G-B-TF	40P6.5-JMCS-G-B-TF	9.5	11.9	10.4	10.7
	50	—	—	—	—	14.5	16.9	15.4	15.7
	60	60P5.0-JMCS-G-B-TF	—	60P6.0-JMCS-G-B-TF	—				
	Q'ty / reel	1,500	1,000	1,000	1,000				

	Circuits	Model No. Stacking height (mm)				Dimensions (mm)			
		7.0	7.5	8.0	8.5	A	B	C	D
Without bosses	20	20P7.0-JMCS-G-TF	—	—	—	4.5	6.9	5.4	—
	50	50P7.0-JMCS-G-TF	—	—	—	12.0	14.4	12.9	—
	34	—	—	—	34P8.5-JMCS-G-B-TF	8.0	10.4	8.9	9.2
With bosses	50	50P7.0-JMCS-G-B-TF	50P7.5-JMCS-G-B-TF	50P8.0-JMCS-G-B-TF	—	12.0	14.4	12.9	13.2
	64	—	—	64P8.0-JMCS-G-B-TF	—	15.5	17.9	16.4	16.7
	Q'ty / reel	1,000	600	600	500				

	Circuits	Model No. Stacking height (mm)				Dimensions (mm)			
		9.0	10.0	—	—	A	B	C	D
Without bosses	20	—	20P10.0-JMCS-G-TF	—	—	4.5	6.9	5.4	—
	30	30P9.0-JMCS-G-TF	—	—	—	7.0	9.4	7.9	—
	50	50P9.0-JMCS-G-TF	—	—	—	12.0	14.4	12.9	—
With bosses	20	—	20P10.0-JMCS-G-B-TF	—	—	4.5	6.9	5.4	5.7
	30	30P9.0-JMCS-G-B-TF	—	—	—	7.0	9.4	7.9	8.2
	40	40P9.0-JMCS-G-B-TF	40P10.0-JMCS-G-B-TF	—	—	9.5	11.9	10.4	10.7
	50	50P9.0-JMCS-G-B-TF	—	—	—	12.0	14.4	12.9	13.2
	60	60P9.0-JMCS-G-B-TF	—	—	—	14.5	16.9	15.4	15.7
	Q'ty / reel	500	500	—	—				

### RoHS compliance

Note: 1. The stacking height of absorption misalignment type is 1.0mm higher than that of standard type.

2. Nickel-stripe product: "(N)" is suffixed to the model No.

3. The products listed above are supplied on embossed-tape.

# JMC CONNECTOR

## Plug

### Side entry type

	Circuits	Model No.	Dimensions (mm)				Q'ty / reel
			A	B	C	D	
Without bosses	20	20PS-JMCS-G-1-TF	4.5	7.9	5.4	—	1,500
	24	24PS-JMCS-G-1-TF	5.5	8.9	6.4	—	1,500
	30	30PS-JMCS-G-1-TF	7.0	10.4	7.9	—	1,500
	34	34PS-JMCS-G-1-TF	8.0	11.4	8.9	—	1,500
	40	40PS-JMCS-G-1-TF	9.5	12.9	10.4	—	1,500
	50	50PS-JMCS-G-1-TF	12.0	15.4	12.9	—	1,500
With bosses	20	20PS-JMCS-G-1B-TF	4.5	7.9	5.4	5.55	1,500
	24	24PS-JMCS-G-1B-TF	5.5	8.9	6.4	6.55	1,500
	30	30PS-JMCS-G-1B-TF	7.0	10.4	7.9	8.05	1,500
	34	34PS-JMCS-G-1B-TF	8.0	11.4	8.9	9.05	1,500
	40	40PS-JMCS-G-1B-TF	9.5	12.9	10.4	10.55	1,500
	46	46PS-JMCS-G-1B-TF	11.0	14.4	11.9	12.05	1,500
50	50PS-JMCS-G-1B-TF	12.0	15.4	12.9	13.05	1,500	
60	60PS-JMCS-G-1B-TF	14.5	17.9	15.4	15.55	1,500	

### Material and Finish

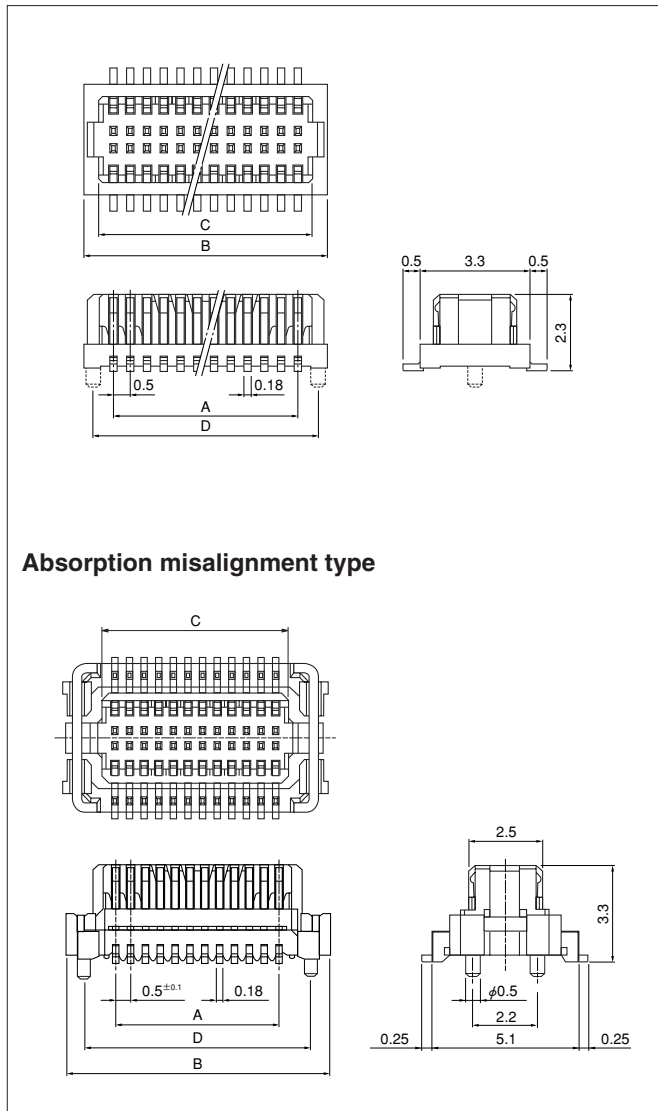
Contact: Phosphor bronze, nickel-undercoated, gold-plated  
Housing: PA 6T, UL94V-0  
Solder tab: Brass, tin-plated (reflow treatment)

**RoHS compliance** This product displays (LF)(SN) on a label.

Note: 1. The products listed above are supplied on embossed-tape.

2. Nickel-stripe product: "(N)" is suffixed to the model No.

## Receptacle



### Absorption misalignment type

Circuits	Model No.		Dimensions (mm)				Q'ty / reel
	Without bosses	With bosses	A	B	C	D	
14	14R-JMCS-G-TF (S)	14R-JMCS-G-B-TF(S)	3.0	4.8	3.9	4.2	2,500
18	18R-JMCS-G-TF (S)	—	4.0	5.8	4.9	5.2	2,500
20	20R-JMCS-G-TF (S)	20R-JMCS-G-B-TF(S)	4.5	6.3	5.4	5.7	2,500
24	24R-JMCS-G-TF (S)	24R-JMCS-G-B-TF(S)	5.5	7.3	6.4	6.7	2,500
30	30R-JMCS-G-TF (S)	30R-JMCS-G-B-TF(S)	7.0	8.8	7.9	8.2	2,500
34	34R-JMCS-G-TF (S)	34R-JMCS-G-B-TF(S)	8.0	9.8	8.9	9.2	2,500
40	40R-JMCS-G-TF (S)	40R-JMCS-G-B-TF(S)	9.5	11.3	10.4	10.7	2,500
46	46R-JMCS-G-TF (S)	46R-JMCS-G-B-TF(S)	11.0	12.8	11.9	12.2	2,500
50	50R-JMCS-G-TF (S)	50R-JMCS-G-B-TF(S)	12.0	13.8	12.9	13.2	2,500
60	60R-JMCS-G-TF (S)	60R-JMCS-G-B-TF(S)	14.5	16.3	15.4	15.7	2,500

### Material and Finish

Contact: Phosphor bronze, nickel-undercoated, gold-plated  
Housing: PA 6T, UL94V-0

**RoHS compliance**

Note: 1. The products listed above are supplied on embossed-tape.

2. Nickel-stripe product: "(NSA)" instead of "(S)" is suffixed to model No.

### Absorption misalignment type

Circuits	Model No.		Dimensions (mm)				Q'ty / reel
	Without bosses	With bosses	A	B	C	D	
20	20RF-JMCS-G-1-TF	20RF-JMCS-G-1B-TF	4.5	8.0	5.4	6.75	1,000
30	30RF-JMCS-G-1-TF	30RF-JMCS-G-1B-TF	7.0	10.5	7.9	9.25	1,000
40	40RF-JMCS-G-1-TF	40RF-JMCS-G-1B-TF	9.5	13.0	10.4	11.75	1,000
44	—	44RF-JMCS-G-1B-TF	10.5	14.0	11.4	12.75	1,000
50	50RF-JMCS-G-1-TF	50RF-JMCS-G-1B-TF	12.0	15.5	12.9	14.25	1,000
60	60RF-JMCS-G-1-TF	60RF-JMCS-G-1B-TF	14.5	18.0	15.4	16.75	1,000
64	—	64RF-JMCS-G-1B-TF	15.5	19.0	16.4	17.75	1,000

### Material and Finish

Contact: Phosphor bronze, nickel-undercoated, gold-plated  
Housing: PA 6T, UL94V-0  
Solder tab: Brass, copper-undercoated, tin-plated (reflow treatment)

**RoHS compliance** This product displays (LF)(SN) on a label.

Note: 1. The products listed above are supplied on embossed-tape.

2. Nickel-stripe product: "(N)" is suffixed to model No.

3. Not CSA approved.