



# Series 650 Header Covers

## FEATURES

- Useful for Mounting Components (Resistors, Diodes, etc.)
- Four Ample Cover Heights from 1/8" [3.18] to 3/4" [19.05] high
- Pin Positions Numbered on Cover with Identification Polarization Notch
- Specifically Designed to Snap onto Aries Series 0600 Series Headers



## GENERAL SPECIFICATIONS

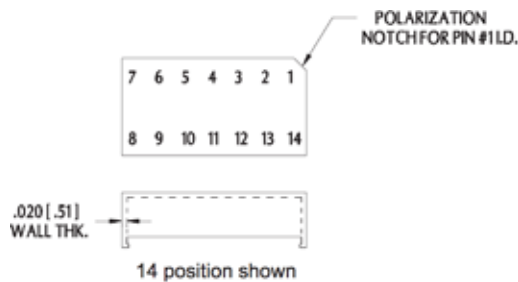

- STANDARD COVER: Black UL 94V-0 4/6 Nylon

## MOUNTING CONSIDERATIONS

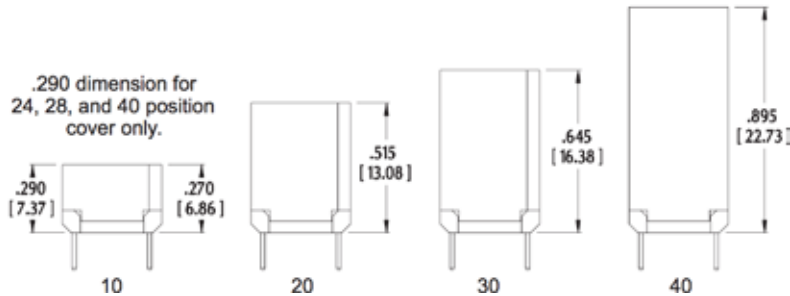
- SUGGESTED PCB HOLE SIZE: 0.035 ±0.002 [0.89 ± 0.05] dia.

## ORDERING INFORMATION

**XX-650-XX**



Cover No.	Max. Component Height	No. of Pins
10	0.125 [3.18]	4-24, 28, 40
20	0.375 [9.53]	14, 16, 24
30	0.500 [12.70]	14, 16
40	0.750 [19.05]	14, 16



ALL DIMENSIONS: INCHES [MILLIMETERS]  
 ALL TOLERANCES: ±0.005 [0.13] UNLESS OTHERWISE SPECIFIED  
 FOR MATING DIP HEADER, SEE [DATA SHEET 12032](#)  
 CONSULT FACTORY FOR OTHER SIZES AND CONFIGURATIONS

CUSTOMIZATION: ARIES SPECIALIZES IN CUSTOM DESIGN AND PRODUCTION. SPECIAL MATERIALS, PLATINGS, SIZES, AND CONFIGURATIONS CAN BE FURNISHED, DEPENDING ON QUANTITY.

ARIES RESERVES THE RIGHT TO CHANGE PRODUCT GENERAL SPECIFICATIONS WITHOUT NOTICE

PRINTOUTS OF THIS DOCUMENT MAY BE OUT-OF-DATE AND SHOULD BE CONSIDERED UNCONTROLLED



2609 Bartram Road • Bristol, PA 19007-6810 USA  
 TEL 215-781-9956 • FAX 215-781-9845  
[WWW.ARIESELEC.COM](http://WWW.ARIESELEC.COM) • [INFO@ARIESELEC.COM](mailto:INFO@ARIESELEC.COM)



12033  
 Rev. 6.1  
 1 of 1

# Mouser Electronics

Authorized Distributor

Click to View Pricing, Inventory, Delivery & Lifecycle Information:

## Aries:

[18-650-10](#) [14-650-20](#) [14-650-10](#) [16-650-10](#) [16-650-20](#)

## Aries Electronics:

[24-650-20](#) [20-650-10](#) [28-650-10](#) [24-650-10](#)