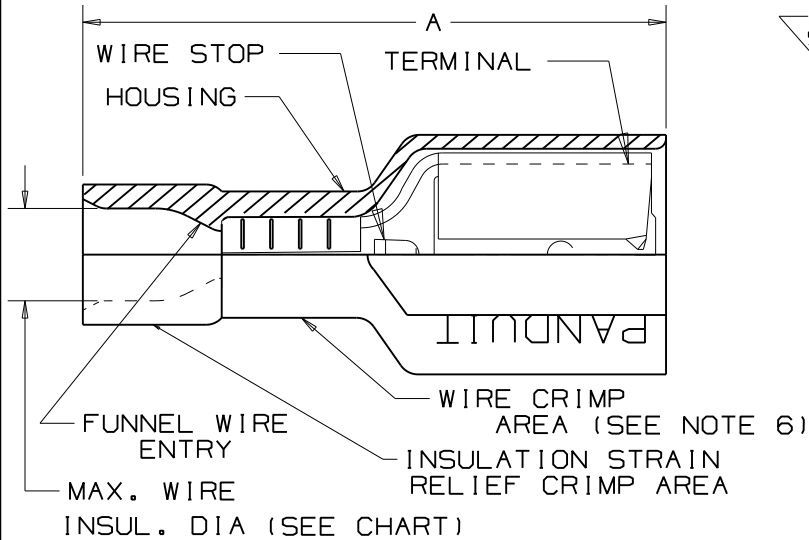
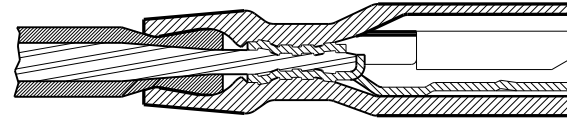
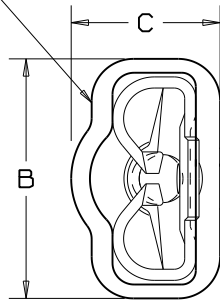


THIS COPY IS PROVIDED ON A RESTRICTED BASIS AND IS NOT TO BE USED IN ANY WAY DETRIMENTAL TO THE INTERESTS OF PANDUIT CORP.



WIRE AND RECEPTACLE SIZES ARE IDENTIFIED ON HOUSING



SECTION VIEW OF CRIMPED DISCONNECT

NOTES:

- USED FOR:
 - A: 600V MAX VOLTAGE RATING
 - B: 221°F (105°C) MAX TEMP RATING
 - C: STRANDED COPPER WIRE ONLY
 - D: 6-12 LBS INITIAL INSERTION/WITHDRAWAL FORCE
- SEE www.panduit.com FOR PART NUMBER SUFFIX DESIGNATION FOR PACKAGE SIZE
- MATERIAL:
 - A. STAMPING-CDA 260 BRASS, TIN PLATED
 - B. HOUSING-PREMIUM GRADE NYLON FOR SUPERIOR STRAIN RELIEF INSULATION CRIMPING
- DIMENSIONS IN BRACKETS ARE IN mm OR mm2
- NYLON HOUSING IS OPAQUE
- THE DPF10-250F1 IS CONSTRUCTED WITH AN ADDITIONAL BRASS SLEEVE IN THE CRIMP AREA
- DPF10-250F1B IS UL APPROVED FOR USE WITH THE FOLLOWING WIRE COMBINATIONS: (2) #14, (2) #16, (2) #18 TWIST WIRES TOGETHER BEFORE CRIMPING

PART NUMBER	TAB SIZE	WIRE RANGE AWG (mm) ²	COLOR (note 5)	MAX. WIRE INSULATION DIAMETER	MIN. WIRE INSULATION DIAMETER	DIMENSIONS in.			WIRE STRIP LENGTH	TOOL CHART
						A ±.03 (.8)	B ±.01 (.3)	C ±.01 (.3)		
DPF18-250F1BR	.250 X .032 (6,3 X 0,8)	22-18 (0,5-1,0)	RED	.106 (2,69)	.060 (1,52)	.84 (21,3)	.35 (8,9)	.22 (5,6)	9/32 ^{+1/32} -0 (7.1 ^{+0.8} -0)	CT-600-A CT-1525 CT-2500
DPF18-205F1BR	.205/.187 X .032 (5,2/4,8 X .8)	22-18 (0,5-1,0)	RED	.106 (2,69)	.060 (1,52)	.78 (19,8)	.31 (7,9)	.22 (5,6)		
DPF18-206F1BR	.205/.187 X .020 (5,2/4,8 X .5)	22-18 (0,5-1,0)	RED	.106 (2,69)	.060 (1,52)	.78 (19,8)	.31 (7,9)	.22 (5,6)		
DPF18-250F1B	.250 X .032 (6,3 X 0,8)	22-18 (0,5-1,0)	RED	.133 (3,38)	.080 (2,03)	.84 (21,3)	.35 (8,9)	.22 (5,6)		
DPF18-205F1B	.205/.187 X .032 (5,2/4,8 X .8)	22-18 (0,5-1,0)	RED	.133 (3,38)	.080 (2,03)	.78 (19,8)	.31 (7,9)	.22 (5,6)		
DPF18-206F1B	.205/.187 X .020 (5,2/4,8 X .5)	22-18 (0,5-1,0)	RED	.133 (3,38)	.080 (2,03)	.78 (19,8)	.31 (7,9)	.22 (5,6)		
DPF14-250F1B	.250 X .032 (6,3 X 0,8)	16-14 (1,5-2,5)	BLUE	.156 (3,96)	.090 (2,29)	.84 (21,3)	.35 (8,9)	.22 (5,6)		
DPF14-205F1B	.205/.187 X .032 (5,2/4,8 X .8)	16-14 (1,5-2,5)	BLUE	.156 (3,96)	.090 (2,29)	.78 (19,8)	.31 (7,9)	.22 (5,6)		
DPF14-206F1B	.205/.187 X .020 (5,2/4,8 X .5)	16-14 (1,5-2,5)	BLUE	.156 (3,96)	.090 (2,29)	.78 (19,8)	.31 (7,9)	.22 (5,6)		
DPF10-250F1B	.250 X .032 (6,3 X 0,8)	12-10 (4,0-6,0)	YELLOW	.220 (5,59)	.140 (3,56)	.96 (24,4)	.35 (8,9)	.23 (5,8)		
DPF10-250F1*	.250 X .032 (6,3 X 0,8)	12-10 (4,0-6,0)	YELLOW	.218 (5,54)	.140 (3,56)	.95 (24,1)	.36 (9,1)	.27 (6,9)	3/8 ^{+1/32} -0 (9,5 ^{+0.8} -0)	

UL LISTED 20H3 E78522

SA CERTIFIED LR31212

*DPF10-250F1 IS NOT UL LISTED OR CSA CERTIFIED

Panduit part numbers shown on this drawing meet the material requirements of RoHS (EUROPEAN DIRECTIVES 2002/95/EC) as proposed by the Technical Adaptation Committee.

PANDUIT CORP.

TINLEY PARK, ILLINOIS

12	8/11	SHOR	ADDED INSTALLATION TOOLS
11	7/11	SRB	Added Note # 2
REV	DATE	BY	DESCRIPTION

DISCOGRIP™ LOOSE PIECE
FULLY INSULATED FEMALE DISCONNECTS
.250 X .032, .205 X .032/.020

DRAWN BY: KRC CHK'D: LA SCALE: NONE DRAWING NO./CAD FILENAME: A41462

Mouser Electronics

Authorized Distributor

Click to View Pricing, Inventory, Delivery & Lifecycle Information:

[Panduit:](#)

[DPF10-250FIB-L](#) [DPF14-250FIB-C](#) [DPF10-250FI-L](#) [DPF14-250FIB-M](#) [DPF18-250FIB-M](#)