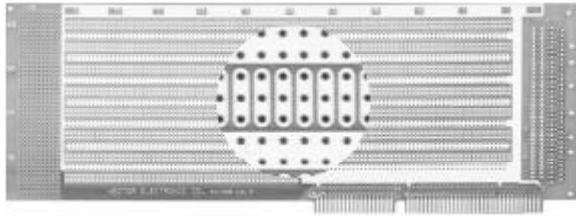


## 4617 IBM AT/ISA



**Circuit Pattern:**  
**Contacts:**

3-hole Solder Pad  
98 @ 0.1" Ctrs,  
Ni/Gold

**Width/Thick:**  
**Height:**  
**16-Pin DIP Capacity:**


13.25"/.062"  
4.5"  
44

**Material:**  
**V/G Terminals:**  
**Socket Pins:**  
**Extender:**  
**Hole Diameter:**

FR4 Epoxy Glass  
T44, T46, T49, T68  
R32  
3690-26, 3690-26-1  
.042"

- 3-Hole Solder Pads (0.28" x 0.080") for interconnecting multiple component leads
- 10 x 42 hole grid unrestricted component placement area
- I/O mounting area for 37-pin D-subminiature and ribbon cable connectors
- Mounting bracket and hardware kit included (HD36B)
- Layout paper and instructions included
- Row and column legends provided

## 4617-1 IBM AT/ISA



**Circuit Pattern:**  
**Contacts:**

Peripheral Buses  
98 @ 0.1" Ctrs,  
Ni/Gold

**Width/Thick:**  
**Height:**  
**16-Pin DIP Capacity:**


13.25"/.062"  
4.5"  
108

**Material:**  
**V/G Terminals:**  
**Socket Pins:**  
**Extender:**  
**Hole Diameter:**

FR4 Epoxy Glass  
T44, T46, T49, T68  
R32  
3690-26, 3690-26-1  
.042"

- Bus surfaces solder-coated for user convenience
- I/O mounting area for 37-pin D-subminiature and ribbon cable connectors
- Mounting bracket and hardware kit included (HD36B)
- Layout paper and instructions included
- Row and column legends provided

## 4617-3 IBM AT/ISA



**Circuit Pattern:**  
**Contacts:**

Pad-Per-Hole  
98 @ 0.1" Ctrs,  
Ni/Gold

**Width/Thick:**  
**Height:**  
**16-Pin DIP Capacity:**


13.25"/0.62"  
4.5"  
96

**Material:**  
**V/G Terminals:**  
**Socket Pins:**  
**Extender:**  
**Hole Diameter:**

FR4 Epoxy Glass  
T44, T46, T49, T68  
R32  
3690-26, 3690-26-1  
.042"

- Voltage and ground buses around board perimeter
- Pad and bus surfaces solder-coated for user convenience
- I/O mounting area for 37-pin D-subminiature and ribbon cable connectors
- Mounting bracket and hardware kit included (HD36B)
- Layout paper and instructions included
- Hole position legend provided, both sides
- Plate thru holes

## 4617-4 IBM AT/ISA



**Circuit Pattern:**

Voltage/Ground  
Planes

**Contacts:**

98 @ 0.1" Ctrs,  
Ni/Gold

**Width/Thick:**  
**Height:**  
**16-Pin DIP Capacity:**

13.25"/.062"  
4.5"  
140

**Material:**  
**Socket Pins:**  
**Extender:**  
**Hole Diameter:**

FR4 Epoxy Glass  
R50, R51, R52, R53  
3690-26, 3690-26-1  
.055"

- Plane surfaces solder-coated for user convenience
- To simulate plated-thru holes committed to voltage or ground planes, use Vector T123 eyelets, available separately (for use without pins)
- Layout paper and instructions included
- Mounting Bracket and hardware kit included (HD36B)
- I/O mounting area for 37-pin D-subminiature and ribbon cable connectors

# Mouser Electronics

Authorized Distributor

Click to View Pricing, Inventory, Delivery & Lifecycle Information:

Vector:

[4617](#) [4617-4](#) [4617-3](#) [4617-1](#)