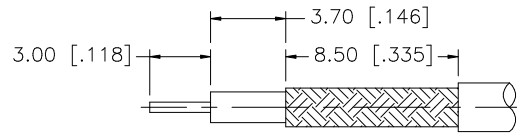
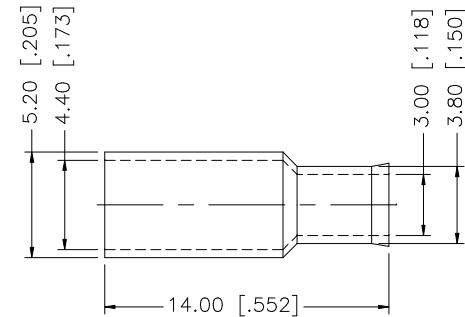
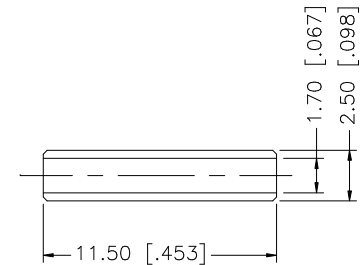
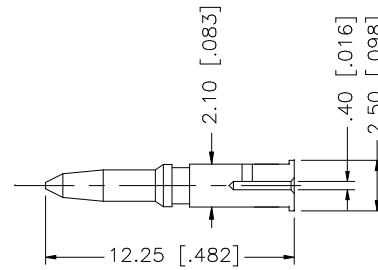
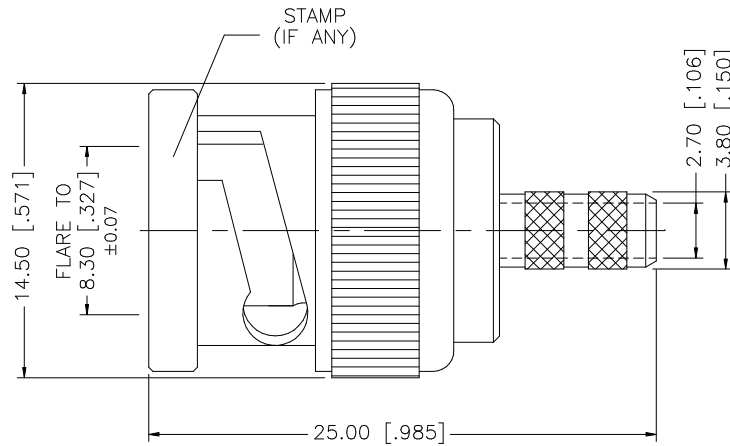


REV.	DATE	DESCRIPTION
A	08/22/98	ADD SLEEVE
B	04/23/02	MODIFY CONTACT PIN AND BODY LENGTH
C	01/06/03	UPDATE DRAWING FORMAT



RECOMMENDED
CABLE STRIPPING DIM'S



CRIMP NOTES:

1. CRIMPED FERRULE
HEX CRIMP SIZE .178"
2. CRIMPED CONTACT PIN
HEX CRIMP SIZE .068"

10	FERRULE	COPPER	NICKEL	1
9	SLEEVE	DELTRIN	NATURAL	1
8	CONTACT PIN	BRASS	GOLD	1
7	WASHER	BRASS	NICKEL	1
6	SPRING	SK5	NICKEL	1
5	RETAINER RING	BRASS	NICKEL	1
4	GASKET	RUBBER	RED	1
3	INSULATOR	DELTRIN	NATURAL	1
2	BODY	BRASS	NICKEL	1
1	SHELL	DIE CAST	NICKEL	1
	DESCRIPTION	MATERIAL	FINISH	QTY

UNLESS OTHERWISE SPECIFIED DIMENSIONS ARE IN MILLIMETERS. DIMENSIONS IN [] ARE IN INCHES AND FOR CUSTOMER REFERENCE ONLY.

UNLESS OTHERWISE SPECIFIED TOLERANCES FOR MILLIMETERS ARE:
0.5 - 8mm ± 0.20mm
8 - 30mm ± 0.40mm
30 - 120mm ± 0.50mm

UNLESS OTHERWISE SPECIFIED TOLERANCES FOR INCHES ARE:
.020 - .315 = ± 0.007"
.315 - 1.180 = ± 0.015"
1.180 - 4.724 = ± 0.020"

DO NOT SCALE DRAWING

APPROVALS	DATE
DRAWN G.R.S.	01/06/03
CHECKED	
ISSUED	
SHEET 1 OF 1	
CAD FILE C:/112/112135.DWG	

Amphenol Connex

PART DESCRIPTION

BNC STRAIGHT CRIMP PLUG
(RG 179, 187/U CABLE)

PART NO.

112135

DWG. NO.

112135.DWG

REV. C

SIZE A

SCALE NA

Mouser Electronics

Authorized Distributor

Click to View Pricing, Inventory, Delivery & Lifecycle Information:

[Amphenol:](#)

[112135](#)