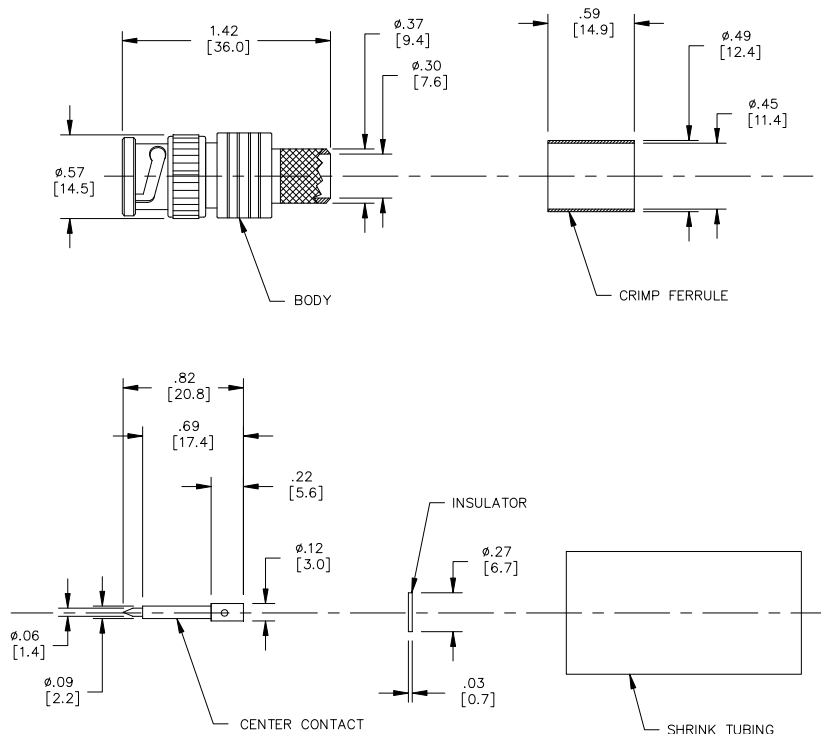


Model 73043

BNC Plug, 50 Ohm, Crimp Type, RG8, 9, 11, 213, 214



*Model 73043
BNC Plug, 50 Ohm, Crimp Type,
RG8, 9, 11, 213, 214*

Features

- DC – 2GHz bandwidth.
- Connectors are precision machined.
- Connector accepts cable types RG/U: 8, 9, 11, 213, 214

Materials

Center Conductor, Male: Phosphor Bronze, Gold Plated
Connector Body: Brass, Nickel Plated
Crimp Ferrule: Brass, Nickel Plated
Insulators: PTFE

Specifications

Impedance:	50Ω
Frequency Range:	DC – 2GHz
Contact Resistance:	
Center Conductor:	≤1.5 mΩ
Outer Conductor:	≤0.2 mΩ
Insulation Resistance:	≥ 5000 MΩ
Dielectric Withstand Voltage:	1500V
<i>For CE compliance, do not hold in hand when voltages exceed 33 Vrms / 70 Vdc.</i>	
Number of Insertions:	500 cycles minimum

Ordering Information

Model: **73043**

USA: Sales: 800-490-2361
Technical Support: technicalsupport@pomonatest.com
Fax: 425-446-5844

Europe: 31-(0) 40 2675 150 International: 425-446-5500

Where to Buy: www.pomonaelectronics.com

All dimensions are in inches. Tolerances (except noted): .xx = ±.02" (.51 mm), .xxx = ± .005" (.127 mm). All specifications are to the latest revisions. Specifications are subject to change without notice. Registered trademarks are the property of their respective companies.


Model 73043
BNC Plug, 50 Ohm, Crimp Type, RG8, 9, 11, 213, 214

Cable Types and Crimp Die Information

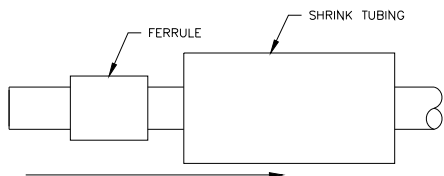
Connector Model #	Cable Groups	Crimp Die Cavity Size for Outer Ferrule
73043	RG8, 9, 11, 213, 214	.429 (10.9)

Cable Assembly Instructions

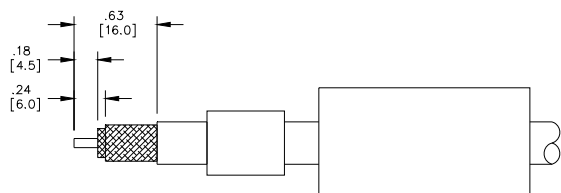
1. CUT CABLE END EVENLY AND PERPENDICULAR.



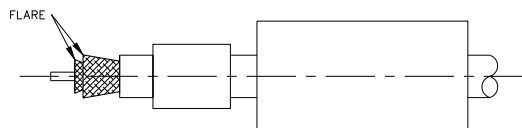
2. SLIDE FERRULE OVER AND SHRINK TUBING OVER CABLE.



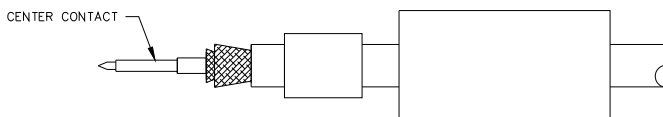
3. STRIP CABLE JACKET, BRAID AND DIELECTRIC TO SPECIFIC LENGTHS.



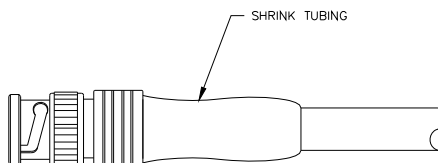
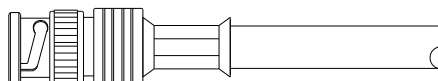
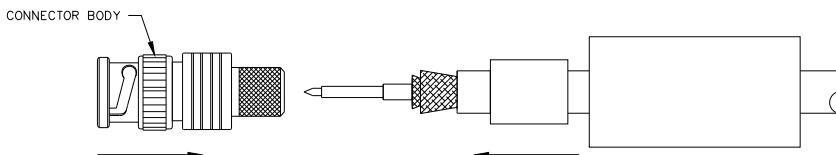
4. FLARE BRAID END SLIGHTLY.



5. CRIMP CENTER CONTACT ONTO CENT COUDUCTOR.



6. SLIDE CONNECTOR BODY UNDER BRAID. SLIDE FERRULE OVER BRAID AND CRIMP. SLIDE SHRINK TUBING OVER CRIMP AND SHRINK.



USA: Sales: 800-490-2361
 Technical Support: technicalsupport@pomonatest.com
 Fax: 425-446-5844
Europe: 31-(0) 40 2675 150 **International:** 425-446-5500
Where to Buy: www.pomonaelectronics.com

All dimensions are in inches. Tolerances (except noted): .xx = ±.02" (.51 mm), .xxx = ±.005" (.127 mm). All specifications are to the latest revisions. Specifications are subject to change without notice. Registered trademarks are the property of their respective companies.

Mouser Electronics

Authorized Distributor

Click to View Pricing, Inventory, Delivery & Lifecycle Information:

[Pomona:](#)

[73043](#)