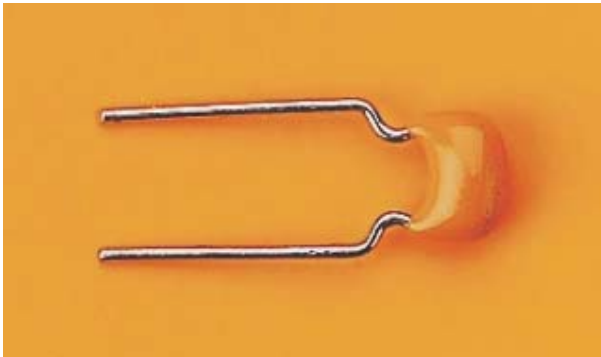


MARR Series

Multilayer Ceramic Capacitors



General Information



Lead length = 25.4 minimum, Lead Diameter = 0.508

C0G (NP0) Dielectric

Size and Capacitance Specifications

EIA Characteristic

Features:

- Cost effective dipped radial multilayer ceramic capacitors
- High reliability and performance
- Applications for C0G dielectric tuned circuits and filters where low loss and stability are required
- X7R dielectric offers high capacitance values in compact sizes with good stability
- Z5U dielectric can be used in coupling and decoupling applications where change of capacitance with temperature is not important

Conformally Coated Radial Leaded MLC

Temperature Coefficients : C0G (NP0), X7R, Z5U
 200, 100, 63 / 50 Volts
 Case Material : Epoxy
 Lead Material : Solderable

Height (H)		3.81		7.62	
Width (W)		3.81		5.08	
Depth (D)		2.54		3.18	
Lead Spacing (L.S.)		2.54		5.08	
Lead Diameter (L.D.)		0.508		0.508	
Capacitance in pF	Voltage WVDC	Voltage, DC		Voltage, DC	
	Part Number	200	100	200	100
10	MCRR25100C0GJ0200				
22	MCRR25220C0GJ0200				
33	MCRR25330C0GJ0200				
47	MCRR25470C0GJ0200				
10	MCRR50100C0GJ0200				
22	MCRR50220C0GJ0200				
33	MCRR50330C0GJ0200				
47	MCRR50470C0GJ0200				
100	MCRR50101C0GJ0200				
220	MCRR50221C0GJ0200				
100	MCRR25101C0GJ0100				
220	MCRR25221C0GJ0100				
330	MCRR25331C0GJ0100				
470	MCRR25471C0GJ0100				
1,000	MCRR25102C0GJ0100				
1,000	MCRR50102C0GJ0100				

= Industry preferred values

Dimensions : Millimetres

MCRR Series



Multilayer Ceramic Capacitors

X7R Dielectric

Size and Capacitance Specifications EIA Characteristic

Height (H)		3.81	7.62	5.08	7.62	7.62	
Width (W)		3.81	5.08	5.08	5.08	7.62	
Depth (D)		2.54	3.18	3.18	3.18	3.81	
Lead Spacing (L.S.)		2.54	5.08	2.54	5.08	5.08	
Lead Diameter (L.D.)		0.508	0.508	0.508	0.508	0.508	
Capacitance in pF	Voltage WVDC	WVDC		WVDC 100	WVDC 63 / 50	WVDC 63 / 50	WVDC 63 / 50
	Part Number	100	63 / 50				
1,000	MCRR25102X7RK0100						
3,300	MCRR25332X7RK0100						
10,000	MCRR25103X7RK0100						
22,000	MCRR25223X7RK0100						
1,000	MCRR50102X7RK0100						
2,200	MCRR50222X7RK0100						
3,300	MCRR50332X7RK0100						
10,000	MCRR50103X7RK0100						
22,000	MCRR50223X7RK0100						
100,000	MCRR50104X7RK0100						
10,000	MCRR25103X7RK0050						
33,000	MCRR25333X7RK0050						
47,000	MCRR25473X7RK0050						
100,000	MCRR25104X7RK0050						
47,000	MCRR50473X7RK0050						
100,000	MCRR50104X7RK0050						
220,000	MCRR50224X7RK0050						
470,000	MCRR50474X7RK0050						
1,000,000	MCRR50105X7RK0050						

Dimensions : Millimetres

= Industry preferred values

MCRR Series




Multilayer Ceramic Capacitors

Z5U Dielectric

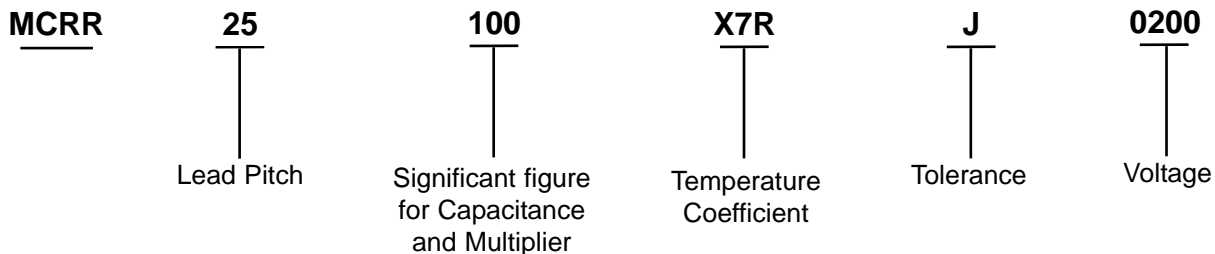
Size and Capacitance Specifications EIA Characteristic

Height (H)		5.08	7.62	7.62
Width (W)		5.08	5.08	7.62
Depth (D)		3.18	3.18	3.81
Lead Spacing (L.S.)		2.54	5.08	5.08
Lead Diameter (L.D.)		0.508	0.508	0.508
Capacitance in pF	Voltage WVDC	WVDC 63 / 50	WVDC 63 / 50	WVDC 63 / 50
	Part Number			
100,000	MCRR25104Z5UM0050			
100,000	MCRR50104Z5UM0050			
470,000	MCRR50474Z5UM0050			
1,000,000	MCRR50105Z5UM0050			

Dimensions : Millimetres

 = Industry preferred values

Part Number Explanation:



Lead Pitch : 25 = 2.54, 50 = 5.08

Significant Figures of Capacitance and Multiplier : First two digits are the significant figures of capacitance. Third digit indicates the additional number of zeros. For example, order 100,000 pF as 104

Temperature Coefficient : C0G (NP0), X7R, Z5U

Capacitance Tolerances : C0G (NP0) : J = ±5%, X7R : K = ±10%, Z5U : M = ±20%

Voltagess : 50 = 63 / 50, 100 = 100, 200 = 200 V dc

Important Notice : This data sheet and its contents (the "Information") belong to the members of the Premier Farnell group of companies (the "Group") or are licensed to it. No licence is granted for the use of it other than for information purposes in connection with the products to which it relates. No licence of any intellectual property rights is granted. The Information is subject to change without notice and replaces all data sheets previously supplied. The Information supplied is believed to be accurate but the Group assumes no responsibility for its accuracy or completeness, any error in or omission from it or for any use made of it. Users of this data sheet should check for themselves the Information and the suitability of the products for their purpose and not make any assumptions based on information included or omitted. Liability for loss or damage resulting from any reliance on the Information or use of it (including liability resulting from negligence or where the Group was aware of the possibility of such loss or damage arising) is excluded. This will not operate to limit or restrict the Group's liability for death or personal injury resulting from its negligence. Multicomp is the registered trademark of the Group. © Premier Farnell plc 2012.