

- 1 pole 12 / 16 A, 2 pole 8 A, 1 CO contact or 2 CO contacts
- DC- or AC coil
- Sensitive coil 400 mW
- Reinforced insulation, protection class II (VDE 0700)
- 5 kV / 10 mm coil-contact
- 1pole 12 A with 3.5 or 5 mm pinning
- Recycleable packaging
- RoHS compliant (Directive 2002/95/EC) as per product date code 0413



F0269-A

Applications

Panel boards, mechanical engineering

Approvals

VDE REG.-Nr. 6106, **us** E214025
 Technical data of approved types on request

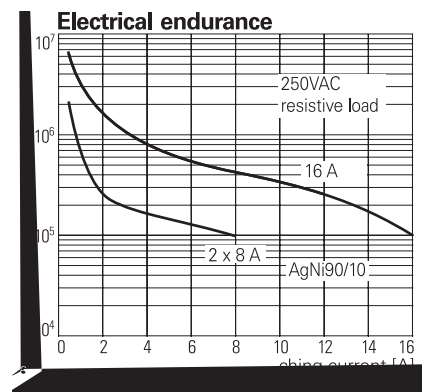
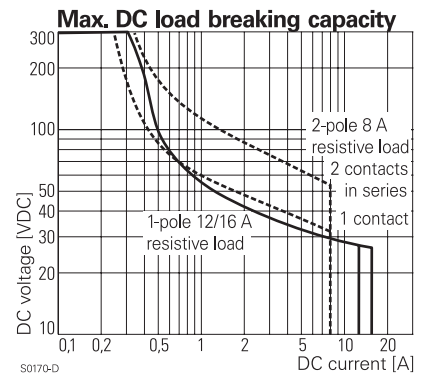
Contact data	1-pole	2-pole
Contact configuration	1 CO	2 CO
Contact set	single contact	
Type of interruption	micro disconnection	
Rated current	12 / 16 A	8 A
Rated voltage / max.switching voltage AC	240/400 VAC	
Maximum breaking capacity AC	3000 / 4000 VA	2000 VA
Limiting making capacity,max 4 s, df 10%	25 / 30 A	15 A
Contact material	AgNi 90/10	
Mechanical endurance DC coil	> 30 x 10 ⁶	>30 x 10 ⁶
AC coil	> 10 x 10 ⁶	>5 x 10 ⁶
Rated frequency of operation with / without load	6 / 1200 min ⁻¹	

Contact ratings

Type	Load	Cycles
RT314	16 A, 250 VAC, NO contact, 85°C, DF 10%, UL508	50x10 ³
RT314	16 A, 250 VAC, NC contact, 70°C, 30min ⁻¹	53x10 ³
RT314	16 A, 250 VAC, CO contact, VDE 0435	30 x 10 ³
RT314	1000 W incandescent lamp, 250 VAC	1.2x10 ³
RT314	10 A, 250 VAC, cosφ=0.6, CO contact, 70°C	200x10 ³
RT314	5 A / 2 A, 250 VAC, cosφ=1, motor, NO contact, 10min ⁻¹ , 70°C	1.1x10 ⁶
RT314	Pilot duty A300 (NO contact), B300 (CO/NC contact), UL508	
RT314	1hp @ 240 VAC, 1/2hp @ 120 VAC, NO contact, UL508	
RT314	AC15, 6 A, 250 VAC, NO and NC contact, 85°C, EN60947-5-1	
RT314	DC13, 2 A / 24 VDC, 0.2 A / 250 VDC, NO and NC contact, 85°C, EN60947-5-1	
RT424	8 A, 250 VAC, NO contact, 70°C, EN61810-1	100x10 ³
RT424	6(2) A, 250 VAC, NO/NC contact, 85°C; EN60730-1	100x10 ³
RT424	1/2hp @ 240 VAC, 1/4hp @ 120 VAC, UL508	
RT424	Pilot duty B300, UL508	
RT424	8 A, 30 VDC, General Purpose, UL508	

Coil data

Rated coil voltage range DC coil	5...110 VDC
AC coil	24...230 VAC
Coil power DC coil	typ 400 mW
AC coil	typ 0.75 VA
Operative range	2
Coil insulation system according UL1446	class F



Coil versions, DC-coil

Coil code	Rated voltage VDC	Operate voltage VDC	Release voltage VDC	Coil resistance Ohm	Rated coil power mW
006	6	4.2	0.6	90 ± 10%	400
012	12	8.4	1.2	360 ± 10%	400
024	24	16.8	2.4	1440 ± 10%	400
048	48	33.6	4.8	5520 ± 10%	417
060	60	42.0	6.0	8570 ± 12%	420
110	110	77.0	11.0	28800 ± 12%	420

All figures are given for coil without preenergization, at ambient temperature +23°C
Other coil voltages on request

Coil versions, AC-coil 50Hz

Coil code	Rated voltage VAC	Operate voltage 50 Hz VAC	Release voltage VAC	Coil resistance Ohm	Rated coil power 50 Hz VA
524	24	18.0	3.6	350 ± 10%	0.76
615	115	86.3	17.3	8100 ± 15%	0.76
730	230	172.5	34.5	32500 ± 15%	0.74

All figures are given for coil without preenergization, at ambient temperature +23°C
Other coil voltages on request

Insulation

Dielectric strength coil-contact circuit	5000 V _{rms}
open contact circuit	1000 V _{rms}
adjacent contact circuits	2500 V _{rms}
Clearance / creepage coil-contact circuit	≥ 10 / 10 mm
Material group of insulation parts	≥ IIIa
Tracking index of relay base	PTI 250 V
Insulation to IEC 60664-1	
Type of insulation coil-contact circuit	reinforced
open contact circuit	functional
adjacent contact circuits	basic
Rated insulation voltage	250 V
Pollution degree	3
Rated voltage system	240/400 V
Overvoltage category	III

Other data

	1-pole	2-pole
RoHS - Directive 2002/95/EC	compliant as per product date code 0413	
Flammability class according to UL94	V-0	
Ambient temperature range DC coil	-40...+85°C	
AC coil	-40...+70°C	
Operate- / release time DC coil	typ 7 / 3 ms	typ 7 / 2 ms
Bounce time DC coil, NO / NC contact	typ 1 / 3 ms	typ 1 / 3 ms
Vibration resistance (function), NO / NC contact	20 / 5 g, 30 ... 500 Hz	
Shock resistance (destruction)	100 g	
Category of protection	RTII	
Mounting distance	0 mm, dense packing	
Relay weight	14 g	
Packaging unit	20 / 500 pcs	

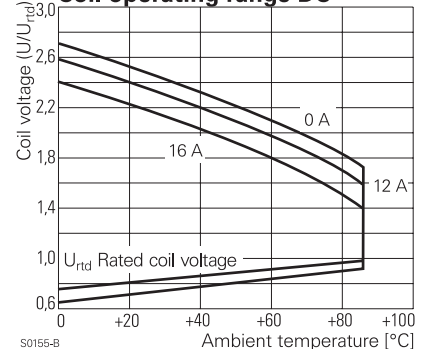
Accessories

For Details see datasheet Accessories Interface Power Relay RT

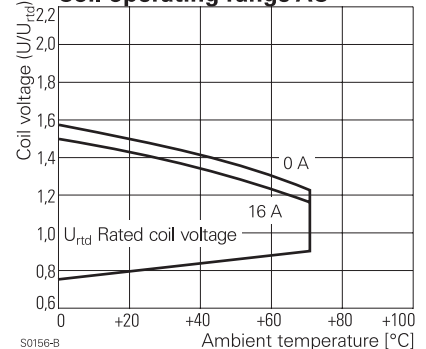
Relay Packages

Complete packages consisting of a relay mounted on a socket see Package RT

Coil operating range DC



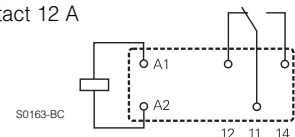
Coil operating range AC



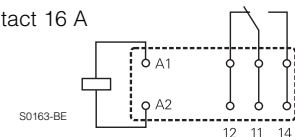
Terminal assignment

Bottom view on pins

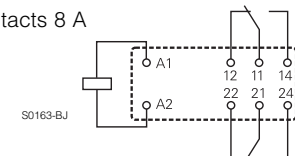
1 CO contact 12 A



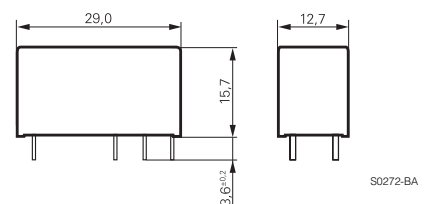
1 CO contact 16 A



2 CO contacts 8 A



Dimensions



Product key

R	T			4			
----------	----------	--	--	----------	--	--	--

Type

Version

- | | |
|---------------------------------------|-------------------------------------|
| 1 1-pole, 12 A, pinning 3.5 mm | 3 1-pole, 16 A, pinning 5 mm |
| 2 1-pole, 12 A, pinning 5 mm | 4 2-pole, 8 A, pinning 5 mm |

Contact configuration

- | | |
|-----------------------|------------------------|
| 1 1 CO contact | 2 2 CO contacts |
|-----------------------|------------------------|

Contact material

- 4** AgNi 90/10

Coil

Coil code: please refer to coil versions table, preferred types in bold print

Wash tight version on request

Product key	Version	Contacts	Cont. material	Coil	Coil	Part number
RT114024	1-pole, 12 A pinning 3.5 mm	1 CO contact	AgNi 90/10	DC-coil	24 VDC	1-1393239-3
RT114524				AC-coil	24 VAC	1-1393239-7
RT114615					115 VAC	1-1393239-8
RT114730				230 VAC	1-1393239-9	
RT214024	1-pole, 12 A pinning 5 mm			DC-coil	24 VDC	5-1393239-5
RT214524				AC-coil	24 VAC	5-1393239-9
RT214615					115 VAC	6-1393239-0
RT214730				230 VAC	0-1419108-6	
RT314024	1-pole, 16 A pinning 5 mm			DC-coil	24 VDC	9-1393239-8
RT314524				AC-coil	24 VAC	0-1393240-4
RT314615					115 VAC	0-1393240-6
RT314730				230 VAC	0-1393240-7	
RT424024	2-pole, 8 A pinning 5 mm	2 CO contacts		DC-coil	24 VDC	6-1393243-8
RT424524				AC-coil	24 VAC	7-1393243-6
RT424615					115 VAC	7-1393243-8
RT424730				230 VAC	7-1393243-9	