
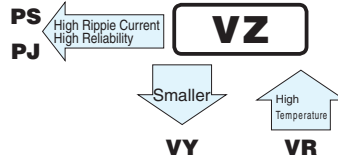


VZ series Wide Temperature Range



Anti-Solvent Feature
(Through 100V only)

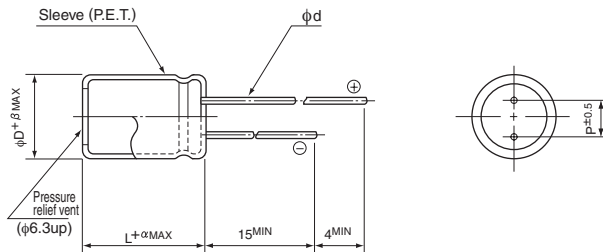
- Small case sizes as same as VR series, but operating over wide temperature range of -55 to $+105^{\circ}\text{C}$.
- Compliant to the RoHS directive (2011/65/EU).



Specifications

Item	Performance Characteristics	
Category Temperature Range	-55 to $+105^{\circ}\text{C}$ (6.3 to 100V) , -40 to $+105^{\circ}\text{C}$ (160 to 400V), -25 to $+105^{\circ}\text{C}$ (450V)	
Rated Voltage Range	6.3 to 450V	
Rated Capacitance Range	0.1 to 33000µF	
Capacitance Tolerance	$\pm 20\%$ at 120Hz, 20°C	
Leakage Current	Rated voltage (V)	6.3 to 100
		160 to 450
Tangent of loss angle (tan δ)	For capacitance of more than 1000µF, add 0.02 for every increase of 1000µF. Measurement frequency : 120Hz at 20°C	
	Rated voltage (V)	6.3 10 16 25 35 50 63 100 160 to 315 350 to 450
Stability at Low Temperature	Measurement frequency : 120Hz	
	Impedance ratio ZT / Z20 (MAX.)	Z -25°C / Z $+20^{\circ}\text{C}$ 5 4 3 2 2 2 2 2 3 4 6 15 Z -40°C / Z $+20^{\circ}\text{C}$ 10 8 6 4 3 3 3 3 4 8 10 —
Endurance	The specifications listed at right shall be met when the capacitors are restored to 20°C after the rated voltage is applied for 1000 hours at 105°C .	
	Capacitance change	Within $\pm 20\%$ of the initial capacitance value
	Leakage current	Less than or equal to the initial specified value
Shelf Life	After storing the capacitors under no load at 105°C for 1000 hours and then performing voltage treatment based on JIS C 5101-4 clause 4.1 at 20°C , they shall meet the specified values for the endurance characteristics listed above.	
Marking	Printed with white color letter on black sleeve.	

Radial Lead Type

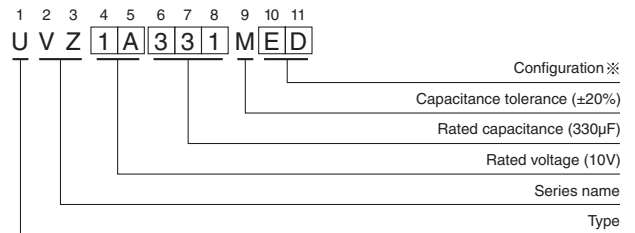


	(mm)										
φD	5	6.3	8	10	12.5	16	18	20	22	25	
P	2.0	2.5	3.5	5.0	5.0	7.5	7.5	10.0	10.0	12.5	
φd	0.5	0.5	0.6	0.6	0.6	0.8	0.8	1.0	1.0	1.0	
β	0.5	0.5	0.5	0.5	0.5	0.5	0.5	0.5	1.0	1.0	

α	(L < 20)	1.5
	(L ≥ 20)	2.0

• Please refer to page 20 about the end seal configuration.

Type numbering system (Example : 10V 330µF)



※ Configuration

φ D	Pb-free leadwire Pb-free PET sleeve
5	DD
6.3	ED
8 · 10	PD
12.5 to 18	HD
20 to 25	RD

Please refer to page 20, 21, 22 about the formed or taped product spec.
Please refer to page 4 for the minimum order quantity.

• Dimension table in next page.



■ Dimensions

V		6.3		10		16		25		35		50		
Cap.(μF)	Code	0J		1A		1C		1E		1V		1H		
0.1	0R1											5 × 11	1.3	
0.22	R22											5 × 11	2.9	
0.33	R33											5 × 11	4.3	
0.47	R47											5 × 11	7	
1	010											5 × 11	13	
2.2	2R2											5 × 11	20	
3.3	3R3											5 × 11	25	
4.7	4R7							5 × 11	25	5 × 11	28	5 × 11	30	
10	100					5 × 11	35	5 × 11	36	5 × 11	41	5 × 11	46	
22	220	5 × 11	45	5 × 11	45	5 × 11	54	5 × 11	58	5 × 11	61	5 × 11	68	
33	330	5 × 11	55	5 × 11	58	5 × 11	65	5 × 11	68	5 × 11	75	5 × 11	90	
47	470	5 × 11	65	5 × 11	68	5 × 11	79	5 × 11	83	5 × 11	93	6.3 × 11	115	
100	101	5 × 11	95	5 × 11	105	5 × 11	115	6.3 × 11	140	6.3 × 11	150	8 × 11.5	190	
220	221	5 × 11	145	6.3 × 11	175	6.3 × 11	190	8 × 11.5	240	10 × 12.5	275	10 × 12.5	300	
330	331	6.3 × 11	195	6.3 × 11	210	8 × 11.5	265	10 × 12.5	315	10 × 12.5	350	10 × 16	410	
470	471	6.3 × 11	230	6.3 × 11	250	8 × 11.5	315	10 × 12.5	380	10 × 16	460	12.5 × 20	530	
1000	102	8 × 11.5	390	10 × 12.5	460	10 × 16	560	10 × 20	680	12.5 × 20	810	12.5 × 25	950	
2200	222	10 × 20	710	10 × 20	760	12.5 × 20	920	12.5 × 25	1090	16 × 25	1260	16 × 35.5	1470	
3300	332	10 × 20	840	12.5 × 20	1000	12.5 × 25	1170	16 × 25	1400	16 × 35.5	1610	18 × 35.5	1770	
4700	472	12.5 × 20	1090	12.5 × 25	1260	16 × 25	1480	16 × 31.5	1710	18 × 35.5	1910	20 × 40	2100	
6800	682	12.5 × 25	1350	16 × 25	1570	16 × 35.5	1780	18 × 35.5	2040	20 × 40	2150	22 × 50	2500	
10000	103	16 × 25	1650	16 × 35.5	1890	18 × 35.5	2060	20 × 40	2150	22 × 50	2650	25 × 50	2850	
15000	153	16 × 35.5	2010	18 × 35.5	2180	20 × 40	2430	22 × 50	2750	25 × 50	3100			
22000	223	18 × 40	2350	20 × 40	2650	22 × 50	3000	25 × 50	3250					
33000	333	22 × 50	2800	22 × 50	3250	25 × 50	3450							
													Case size φD × L (mm)	Rated ripple

V		63		100		160		200		250		315		350		400		450		
Cap.(μF)	Code	1J		2A		2C		2D		2E		2F		2V		2G		2W		
0.1	0R1			5 × 11	1.5															
0.22	R22			5 × 11	3.4															
0.33	R33			5 × 11	5.0															
0.47	R47			5 × 11	7.1	6.3 × 11	11	6.3 × 11	11	6.3 × 11	10									
1	010			5 × 11	15	6.3 × 11	16	6.3 × 11	16	6.3 × 11	15	6.3 × 11	15	8 × 11.5	17	8 × 11.5	13			
2.2	2R2			5 × 11	21	6.3 × 11	25	6.3 × 11	25	6.3 × 11	23	8 × 11.5	26	8 × 11.5	26	10 × 12.5	30	10 × 12.5	23	
3.3	3R3			5 × 11	29	6.3 × 11	30	6.3 × 11	30	8 × 11.5	32	10 × 12.5	38	10 × 12.5	38	10 × 12.5	38	10 × 16	31	
4.7	4R7			5 × 11	32	6.3 × 11	34	8 × 11.5	39	8 × 11.5	39	10 × 12.5	45	10 × 12.5	45	10 × 16	50	10 × 20	40	
10	100	5 × 11	46	6.3 × 11	54	8 × 11.5	41	10 × 12.5	65	10 × 16	74	10 × 20	80	10 × 20	80	12.5 × 20	90	12.5 × 20	65	
22	220	5 × 11	71	6.3 × 11	93	10 × 16	100	10 × 20	120	12.5 × 20	130	12.5 × 20	115	12.5 × 25	115	16 × 25	165	16 × 25	115	
33	330	6.3 × 11	100	8 × 11.5	130	10 × 20	145	12.5 × 20	160	12.5 × 20	160	16 × 25	195	16 × 25	195	16 × 31.5	215	16 × 35.5	165	
47	470	6.3 × 11	120	10 × 12.5	165	12.5 × 20	195	12.5 × 20	195	12.5 × 25	210	16 × 25	230	16 × 35.5	270	16 × 35.5	270	18 × 40	185	
100	101	10 × 12.5	215	10 × 20	265	12.5 × 25	215	16 × 31.5	375	16 × 31.5	365	18 × 35.5	395	18 × 40	420	20 × 40	450	22 × 40	270	
220	221	10 × 16	335	12.5 × 25	440	16 × 35.5	570	18 × 35.5	575	20 × 40	600	22 × 50	620	22 × 50	620	25 × 50	660			
330	331	10 × 20	510	12.5 × 25	540	18 × 40	750	20 × 40	705	22 × 50	730	25 × 50	760							
470	471	12.5 × 20	640	16 × 25	715	22 × 40	900	22 × 50	840	25 × 50	870									
1000	102	16 × 25	930	18 × 40	985	25 × 50	1310													
2200	222	18 × 35.5	1650	22 × 50	1750															
3300	332	20 × 40	1950	25 × 50	2070															
4700	472	22 × 50	2450																	
6800	682	25 × 50	2800																	
																			Case size φD × L (mm)	Rated ripple

Rated ripple current (mA rms) at 105°C 120Hz

● Frequency coefficient of rated ripple current

V	Cap.(μF)	Frequency				
		50Hz	120Hz	300Hz	1 kHz	10 kHz or more
6.3 to 100	0.1 to 47	0.75	1.00	1.35	1.57	2.00
	100 to 470	0.80	1.00	1.23	1.34	1.50
	1000 to 33000	0.85	1.00	1.10	1.13	1.15
160 to 450	0.47 to 220	0.80	1.00	1.25	1.40	1.60
	330 to 1000	0.90	1.00	1.10	1.13	1.15